

Annual Report

2020-2021



ALHAJ TEXTILE MILLS LIMITED
ISHWARDI, PABNA



MISSION:

To provide the finest quality products through its skilled workforce, establishing state-of-the-art technology and zero adverse impact on the environment.

VISION:

To be a prime yarn manufacturer in the country through maintaining the best quality and commitment.

CORE VALUES:

- Integrity
- Trustworthiness
- Commitment
- Customer Focus
- Passion
- Innovation

TABLE OF CONTENTS

| | |
|-----------|--|
| 3 | Letter of Transmittal |
| 4 | Notice of the 39 th Annual General Meeting |
| 6 | Corporate Information |
| 7 | The Board of Directors |
| 8 | Directors' Profile |
| 16 | Management Team |
| 18 | Message from the Chairman |
| 19 | Message from the Managing Director & CEO |
| 20 | Directors' Report |
| 31 | Report of the Audit Committee |
| 33 | Report of the Nomination and Remuneration Committee |
| 34 | Declaration by Managing Director and Chief Financial Officer |
| 35 | Compliance on the Corporate Governance Code |
| 49 | Independent Auditor's Report |
| 55 | Statement of Financial Position |
| 56 | Statement of Comprehensive Income |
| 57 | Statement of Changes in Equity |
| 58 | Statement Of Cash Flows |
| 59 | Notes to the Financial Statements |
| 96 | Dividend Distribution Policy |
| 98 | Proxy Form |

Letter of Transmittal

To

Hon'ble Shareholders
Bangladesh Securities & Exchange Commission,
Registrar of Joint Stock Companies & Firms,
Dhaka Stock Exchange Limited

Subject: Annual Report-2021.

Dear Sir (s),

We are pleased to enclose herewith a copy of Annual Report together with the Audited Financial Statements comprising Statement of Financial Position, Statement of Comprehensive Income, Statement of Cash Flows and Statement of Changes in Equity for the year ended 30th June, 2021 along with notes thereon of Alhaj Textile Mills Limited for your kind information and records.

Thanking You,

Sincerely yours,



Md. Selim Parvez LL.B, ACS
Company Secretary

N.B: The Annual Report 2021 is also available in the Company's website at: www.alhajtextilemills.com

৩৯তম বার্ষিক সাধারণ সভার বিজ্ঞপ্তি

এই মর্মে বিজ্ঞপ্তি প্রদান করা যাইতেছে যে, নিম্নবর্ণিত বিষয়াদি সম্পাদনকল্পে আলহাজ টেক্সটাইল মিলস্ লিমিটেড এর ৩৯তম বার্ষিক সাধারণ সভা আগামী ২৮ ডিসেম্বর, ২০২১ ইং, রোজ মঙ্গলবার, সকাল ১০.৩০ ঘটিকায় “ডিজিটাল প্ল্যাটফর্ম” এর মাধ্যমে কোম্পানীর নিবন্ধিত অফিস ৬৬ দিলকুশা বা/এ, ৫ম তলা, ঢাকায় অনুষ্ঠিত হইবে:

সভার আলোচ্যসূচী :

- ১। ৩০ জুন, ২০২১ ইং তারিখে সমাপ্ত বছরের কোম্পানীর নিরীক্ষিত আর্থিক বিবরণীসমূহ এবং উহার উপর নিরীক্ষক ও পরিচালকবৃন্দের প্রতিবেদন গ্রহণ, বিবেচনা ও অনুমোদন।
- ২। পরিচালক মন্ডলীর সুপারিশকৃত ২০২০-২০২১ ইং অর্থ বছরের লভ্যাংশ ঘোষণা।
- ৩। আর্টিকেলস অব এ্যাসোসিয়েশনের শর্ত মোতাবেক অবসরপ্রাপ্ত পরিচালকদের স্থলে পরিচালক নির্বাচন।
- ৪। স্বতন্ত্র পরিচালকদের নিয়োগ অনুমোদন।
- ৫। ৩০ জুন, ২০২২ ইং তারিখে সমাপ্ত বছরের জন্য কোম্পানীর হিসাব নিরীক্ষক নিয়োগ এবং তাঁহাদের পারিতোষিক নির্ধারণ।
- ৬। ৩০ জুন, ২০২২ ইং তারিখে সমাপ্ত বছরের কর্পোরেট গভার্ন্যান্স কমপ্লিয়েন্স অডিটরস নিয়োগ এবং তাঁহাদের পারিতোষিক নির্ধারণ।

তারিখ : ঢাকা
৭ ডিসেম্বর, ২০২১ ইং।

পরিচালক মন্ডলীর আদেশক্রমে

মোঃ সেলিম পারভেজ এল.এল.বি, এসিএস.
কোম্পানী সেক্রেটারী

দ্রষ্টব্য :

- ১। ৩৯তম বার্ষিক সাধারণ সভার রেকর্ড ডেট ২১ নভেম্বর, ২০২১ ইং রোজ রবিবার নির্ধারণ করা হইয়াছে। রেকর্ড ডেট অনুযায়ী কোম্পানীর শেয়ার রেজিষ্টার/ সিডিবিএল এর রেকর্ডভুক্ত বিও এ্যাকাউন্টধারী শেয়ারহোল্ডারবৃন্দই কেবলমাত্র বার্ষিক সাধারণ সভায় অংশগ্রহণ করিতে পারিবেন।
- ২। সাধারণ সভায় উপস্থিত সদস্যবৃন্দ মিটিং link: www.alhajtextilemills.com/agm এর মাধ্যমে অংশগ্রহণপূর্বক ভোট প্রদান করিতে পারিবেন কিংবা তাঁহার/তাঁহাদের স্বপক্ষে ভোট প্রদানের জন্য একজন প্রক্সি নিয়োগ করিতে পারিবেন। সংস্থার ক্ষেত্রে যথাযথভাবে ক্ষমতাপ্রাপ্ত একজন প্রতিনিধির মাধ্যমে ভোট প্রদান করা যাইবে। ২০.০০ টাকা মূল্যের রেভিনিউ স্ট্যাম্প সম্বলিত প্রক্সি ফর্ম যথাযথভাবে পূরণ করিয়া সভার নির্ধারিত সময়ের ৪৮ ঘন্টা পূর্বে কোম্পানির রেজিষ্টার অফিসে অবশ্যই জমা দিতে হইবে।
- ৩। আলহাজ টেক্সটাইল মিলস লিমিটেডের ২০২০-২১ ইং বছরের বার্ষিক প্রতিবেদন সংশ্লিষ্ট শেয়ারহোল্ডারদের ইমেল ঠিকানায় পাঠানো হইবে।
- ৪। বার্ষিক সাধারণ সভার নোটিশ, প্রক্সি ফর্ম এবং ২০২০-২১ ইং বছরের বার্ষিক প্রতিবেদন কোম্পানীর ওয়েব সাইট www.alhajtextilemills.com এ পাওয়া যাইবে।

Notice of the 39th Annual General Meeting

Notice is hereby given to all Members of Alhaj Textile Mills Limited that the 39th Annual General Meeting of the Company will be held on Tuesday, December 28, 2021 at 10.30 a.m. using digital platform to transact the following business:

AGENDA

1. To receive, consider and adopt the Financial Statements and the Reports of the Directors and Auditors of the Company for the year ended June 30, 2021.
2. To declare dividend for the year ended June 30, 2021 as recommended by the Board of Directors.
3. To elect Directors in place of those who shall retire in accordance with the provisions of the Articles of Association of the Company.
4. To approve appointment of Independent Directors.
5. To appoint Statutory Auditors of the Company for the term until the conclusion of the next Annual General Meeting and to fix their remuneration.
6. To appoint the Corporate Governance Compliance Auditors for the year 2021-22 and to fix their remuneration.

By order of the Board of Directors



(Md. Selim Parvez LL.B, ACS)
Company Secretary

Dated: Dhaka
7 December, 2021

NOTES:

- The Shareholder whose names appeared in the Share Register of the Company and/or Depository Register of CDBL as on record date i.e. November 21, 2021 will be entitled to attend the AGM.
- The members may attend the AGM through the following link: www.alhajtextilemills.com/agm. The link will be activated before AGM.
- The Proxy form affixed with requisite revenue stamp of Tk. 20/- must be deposited at the Registered Office of the Company at least 48 hours prior to the AGM.
- The Annual Report 2020-21 of Alhaj Textile Mills Limited will be sent to the respective Shareholders' email address available with CDBL on Record Date.
- The Copy of AGM Notice, Proxy Form and Annual Report 2020-21 will also be available in the Company's website at: www.alhajtextilemills.com

CORPORATE INFORMATION

Board of Directors

Chairman

Md. Shafiqul Islam

Managing Director & CEO

Md. Talha

Directors

Md. Abdullah Bokhari
Md. Saidul Islam
Md. Bakhtiar Rahman
Ms. Khodeza Khatoon
Md. Harunoor Rashid
Muhammad Mizanur Rahman

Independent Directors

Md. Shafiqul Islam
Prof. Mamtaz Uddin Ahmed FCMA
Dr. A F M Abdul Moyeen
Dr. Muhammad Saifuddin Khan
Dr. Melita Mehjabeen

Company Secretary

Md. Selim Parvez LL.B, ACS

Chief Financial Officer

Md. Jalal Uddin (Acting)

Head of Internal Audit and Compliance

Sharif Abu Baker

Insurance

Bangladesh General Insurance Co. Ltd.
Dilkusha C/A, Dhaka.

E-mail: info@alhajtextilemills.com
Website: www.alhajtextilemills.com

Audit Committee

Prof. Mamtaz Uddin Ahmed FCMA - Chairman
Md. Saidul Islam - Member
Md. Bakhtiar Rahman - Member
Dr. Muhammad Saifuddin Khan - Member

Nomination & Remuneration Committee

Dr. A F M Abdul Moyeen - Chairman
Md. Saidul Islam - Member
Md. Bakhtiar Rahman - Member
Dr. Melita Mehjabeen - Member

Purchase & Sales Committee

Md. Saidul Islam - Chairman
Md. Talha - Member
Md. Bakhtiar Rahman - Member
Dr. Melita Mehjabeen - Member

External Auditors

Shiraz Khan Basak & Co.
Chartered Accountants

Corporate Governance Compliance Auditors

ARTISAN
Chartered Accountants

Principal Bankers

Prime Bank Limited, Ishwardi Branch, Ishwardi, Pabna.
Prime Bank Limited, I.B.B. Dilkusha, Dhaka.
Janata Bank Limited, Local Office, Dhaka.
IFIC Bank Ltd., Stock Exchange Branch, Dhaka.

Factory

I.K. Road, Ishwardi, Pabna.

Registered Office

66, Dilkusha C/A, (4th Floor), Dhaka-1000.

THE BOARD OF DIRECTORS



Mr. Md. Shafiqul Islam
Chairman



Mr. Md. Talha
Managing Director & CEO



Mr. Md. Abdullah Bokhari
Director



Mr. Md. Saidul Islam
Director



Mr. Md. Bakhtiar Rahman
Director



Ms. Khodeza Khatoon
Director



Mr. Md. Harunoor Rashid
Director



Mr. Muhammad Mizanur Rahman
Director



Prof. Mamtaz Uddin Ahmed FCMA
Independent Director



Dr. A F M Abdul Moyeen
Independent Director



Dr. Muhammad Saifuddin Khan
Independent Director



Dr. Melita Mehjabeen
Independent Director

DIRECTORS' PROFILE

MR. MD. SHAFIQL ISLAM

Chairman



Mr. Md. Shafiqul Islam, aged about 61, is the Chairman of the company. He retired from the Govt. Service on 01 November 2019 as the Additional Secretary in the Ministry of Commerce. In his service life, from 1984 to 2019, he worked in different capacities to the several Ministries and Departments including the Ministry of Commerce, Financial Institutions Division, Export Promotion Bureau and Bangladesh Embassy in Washington DC, USA. Mr. Islam also served as Director in the Board of Directors of Investment Corporation of Bangladesh (ICB) as well as the NGO Foundation of Bangladesh. Before joining to the Govt. Service, he worked in Bangladesh Bank as Assistant Director for about 2 years.

Mr. Islam has a checkered academic career. He pursued his higher studies in Economics with distinctions from the Jahangirnagar University in Bangladesh and also the Australian National University in Canberra, Australia. He also completed Hubert Humphrey Fellowship from the Boston University with scholarships from the US Government. Mr. Islam is a widely travelled person, who has visited countries like Australia, USA, UK, Germany, Austria, Denmark, Brazil, Russia, China, Uruguay, Argentina and many others.

Being appointed as Chairman of the company, he is involved in monitoring, guiding and providing vision to the Board of Directors. Under his leadership, the mill has resumed its operation and also other pending issues of the company are being resolved satisfactorily.

MR. MD. TALHA
Managing Director & CEO



Mr. Md. Talha, aged about 78, is the Managing Director and CEO of the Company. After Completion of his Bachelor of Commerce Degree in 1961, he started his professional life as General Manager of Alhaj Textile Mills Limited. Later in the year 1985 he co-opted as a Director (Administration) of the said Company. In the year 1992 he became the Managing Director of the Company. He also joined as a Director (Finance and Administration) of Alhaj Jute Mills Limited in the year 2001 and became Chairman of the Company since 2016. During 36 years of his directorship in Alhaj Textile Mills Limited he played different roles in administration, production, finance etc. He has special interest in sharing knowledge with reputed scholars in the textile areas.

Mr. Talha was the former senior Vice Chairman of Bangladesh Textile Mills Association & Bangladesh Jute Mills association. He attended various seminars and symposiums on textile field in home and abroad. He is a life Member of Anjuman-E-Mafidul Islam, Gulshan Azad Moshjid, Red Cross & Red Crescent Society and also Human Rights Commission. He visited many countries of the world like USA, UK, Germany, Italy, France, Japan, China, Singapore, Hong Kong, Thailand & India.

He is widely experienced in Management to effectively run the Company both in textile and jute sector. He gathered knowledge in line of production, marketing and management system.



MR. MD. ABDULLAH BOKHARI

Director

Mr. Md. Abdullah Bokhari, aged about 71, is the Director of the Company. After Graduation, he started his professional life with business. He joined as a Director procurement of Alhaj Textile Mills Limited in the year 1982. Later in the year 1996, he became Chairman of the Company. During 39 years of his directorship in Alhaj Textile Mills Limited, he played different roles like Procurement (Foreign & Local), Production & Operation, Sales, Planning & Development, Finance etc.

Mr. Bokhari was the former Chairman of Dhaka Stock Exchange Limited for two consecutive terms. He is also the Managing Director of AB & Co. Ltd., TREC#043, Dhaka Stock Exchange Limited. He has travelled many countries of the world and visited many industries in connection with business. He has vast experience and knowledge in Management techniques both in Textile and Jute Industries and also knowledge about overall production process of Spinning.




MR. MD. SAIDUL ISLAM

Director

Mr. Md. Saidul Islam, aged about 67, is the Director of the Company. After Graduation, he started his professional career with business. In the year 1996, he joined as a Director (planning) of Alhaj Textile Mills Limited. Mr. Islam visited many countries of the world in connection with business.

Mr. Islam is the Chairman of the Purchase & Sales Committee of Alhaj Textile Mills Limited. He is also a member of the Audit Committee and the Nomination & Remuneration Committee of the Company. He has vast knowledge in management techniques both in textile and jute mills.



MR. MD. BAKHTIAR RAHMAN

Director

Mr. Md. Bakhtiar Rahman, aged about 67, is the Director of the Company. After completion of his Graduation degree, he started his professional life with business. In the year 1996, he joined as a Director of Alhaj Textile Mills Limited. He has a great knowledge in Marketing, Administration and Management techniques in operation. He has travelled many countries in home and abroad in connection with business.

Mr. Rahman is a member of the Audit Committee, the Nomination & Remuneration Committee and the Purchase & Sales Committee of Alhaj Textile Mills Limited. He is associated with many Social Welfare Organizations.



MS. KHODEZA KHATOON

Director

Ms. Khadija Keaton, is a Director of AL haj Textile Mills Limited. She is the wife of late Md. Shuhrawardi who was the Chairman of Alhaj Jute Mills Limited and the Director of Alhaj Textile Mills Limited. She has been a key stakeholder behind the success of Alhaj Textile Mills Limited over the past decades.

Ms. Khodeza is also the Director of Alhaj Jute Mills Limited. She is an experienced entrepreneur with a long track record. Under her strong leadership and entrepreneurial spirit, Alhaj Textile has become one of the leading textile mills in the country.



MR. MD. HARUNOOR RASHID

Director

Mr. Md. Harunoor Rashid is prominent business personnel in Bangladesh. With his visionary leadership and extensive business knowledge, Alhaj drives ahead to provide superior quality products and services. Mr. Rashid completed his graduation from University of Dhaka, Bangladesh. Over the past three decades, he has gained expertise and experienced in Textile, Spinning, Plastic and Jute Industry in Bangladesh, with successful investments in diversified industries.

Mr. Rashid visited many industries in home and abroad in connection of business and gathered knowledge in management techniques to effectively run the company.

He also gathered knowledge in modern method & technology both Textile & Jute Industry. Mr. Rashid is also the Managing Director of Alhaj Jute Mills Limited.

He is also a Nominee Director of City General Insurance Co. Ltd. and Chairman of GM Golda Hatchery Ltd. and the Managing Partner of M. Rahman & Co.



MR. Muhammad Mizanur Rahman

Director

Mr. Muhammad Mizanur Rahman completed his BBA from the University of Wisconsin, USA. After completion of his graduation from USA, he started his professional career with business. To enrich his knowledge, he has visited various countries in home and abroad in connection with business.

Being a versatile business personality with more than 30 years of experiences, he has established different industries. He also promoted manpower export from Bangladesh. He also the Chairman of Alhaj Jute Mills Limited.

Under his strong leadership and entrepreneurial spirit, Alhaj Textile can become one of the leading spinning mills in the country.



PROF. MAMTAZ UDDIN AHMED FCMA

Independent Director

Mr. Mamtaz Uddin Ahmed, FCMA, has more than 37 years long teaching experience at the university level. He is the senior-most professor of the Department of Accounting & Information Systems (AIS), University of Dhaka. Currently he is working as the Treasurer of University of Dhaka. He was born in Cumilla (Rahmat Manjil, Bagichageaon, Station road) on March 10, 1958.

Prof. Ahmed obtained his Bachelor's and Masters in Accounting from the University of Dhaka. He stood First class First in B.Com (Honors) and First class Second in M. Com. Besides, he obtained CMA degree from the Institute of Cost and Management Accountants (ICMA), Bangladesh.

Prof. Ahmed started his teaching career in 1984 as a Lecturer of Accounting at the University of Chittagong. In 1986 he joined the University of Dhaka as Lecturer of Accounting. He became a Professor in the same department in 2004. Prof Ahmed is credited with 25 professional articles published in highly rated journals at home and abroad.

Prof. Ahmed, in addition to his teaching and research, holds various respected academic and elected positions in the University of Dhaka. To cite a few, he was the Chairman of the Bureau of Business Research, Faculty of Business Studies; Member of the Finance Committee; Member, Dhaka University Teachers' Association (DUTA). He served as the Chairman (2012-2015), Department of AIS, Director Master of Professional Accounting (MPA) Programmed run by- the same dept.; Senate member (2009-2012), University of Dhaka, and Director (2008-2011) the Bureau of Business Research, Faculty of Business Studies, University of Dhaka.

Prof. Ahmed was involved in **University Teachers' Association** (as Treasurer 2008; 2018 & 2019 and Member 2020), **Member in Finance Committee** (2010-2012 & 2018-2020), **Senate member** (2009-2012), **Director of Bureau Business Research** (2008-2011). More so, he has served the prestigious ICMA as a President for two terms (2007 & 2012) and was Councilor for last 20 years,

Prof. Ahmed is actively engaged in the nation-building professional endeavors, which includes among others, the following: Member Board of Directors Ashuganj Power station company Ltd. (APSCL); Chairman of the Audit Committee of APSCL, Independent Director, Chittagong Stock Exchange (CSE) Ltd (2014-2019); Former Chairman, Audit Committee, CSE Ltd; Member, Board of Governors at Bangladesh Insurance Academy. He was the member (part-time) of the Salary and Pay Commission 2014. Currently he holds the position of Independent Director of Beximco Pharmaceutical Limited, Nuvista Pharmaceutical Limited and Alhaj Textile Mills Limited.



DR. A F M ABDUL MOYEEN

Independent Director

Dr. A F M Abdul Moyeen is an Independent Director of Alhaj Textile Mills Limited. He is a Professor in the Department of Management, University of Dhaka. He holds a Ph.D. in Strategic Management from the University of Stirling, United Kingdom.

He also served as a post-doctoral fellow at Australia's top-ranking university-the Australian National University (ANU). Dr. Moyeen has taught business strategy for over 30 years in various universities including University of Dhaka, RMIT University, and Federation University Australia. Outside academia, he was extensively engaged as technical advisor, consultant, and manager in a multi-donor (The World bank, UKAid, SIDA, and Swiss Agency for Development and Corporation) funded entrepreneurship promotion project in Bangladesh. He has published articles on business strategy, entrepreneurship, corporate social responsibility, and sustainable development goals in national and international journals, research-based books, and conference proceedings.



DR. MUHAMMAD SAIFUDDIN KHAN

Independent Director

Dr. Muhammad Saifuddin Khan has been appointed as an Independent Director of Alhaj Textile Mills Limited on January 28, 2021. Currently, Dr. Khan is working as an Associate Professor of Finance in the Department of Finance, University of Dhaka, Bangladesh. During his long & esteemed 15 years teaching career he taught at the University of Dhaka, Bangladesh; University of Sydney, Australia; University of Technology Sydney, Australia, and University of Western Sydney, Australia. His teaching areas are Corporate Finance, Financial Management, Portfolio Management, Investment Analysis, Financial Markets & Institutions, Commercial Bank Management, Management of Financial Institutions, Financial Statement & Analysis and Valuation, etc. His research interest focuses on Financial Institutions, Banking Regulation, Corporate Finance, Capital Markets, and Corporate Governance. Dr. Khan started his career in Premier Bank Ltd. as Management Trainee Officer in 2004. Dr. Khan joined as a Lecturer in the Department of Finance, University of Dhaka in 2006. So far, he has 13 research articles published in peer-reviewed national and international indexed journals. He has received many national & international awards, scholarships, and research grants. Currently, Dr. Khan is working as Placement Director and Student Adviser at the Department of Finance, University of Dhaka. Currently, he is also working as an Independent Director of Dhaka Regency Hotel & Resort Ltd. appointed by the High Court Division, Supreme Court of Bangladesh. Dr. Khan is also working as Independent Director of Bangladesh Welding Electrodes Ltd. and FAS Finance & Investment Limited appointed by the Bangladesh Securities and Exchange Commission.

Dr. Khan completed his B.B.A. & M.B.A. in Finance from the Department of Finance, University of Dhaka. He completed Master of Commerce in Finance from the University of Melbourne, Australia. Later on, Dr. Khan earned his Ph.D. in Finance from the University of Technology Sydney, Australia. He is also an Ad hoc Reviewer for Journal of Financial Stability, Review of Accounting Studies, Managerial Finance, North American Journal of Economics and Finance and Journal of Banking & Financial Services. Dr. Khan is an Editorial Board Member of the International Journal of Accounting & Finance Review and the Indian Journal of Finance and Banking.



DR. MELITA MEHJABEEN

Independent Director

Dr. Melita Mehjabeen, is an Associate Professor at IBA, University of Dhaka and in charge of the Doctoral program at IBA. She herself has completed her bachelors (BBA) and masters (MBA) from IBA itself and have joined the Institute in 2009 as a lecturer. A commonwealth scholar, Dr. Mehjabeen has completed her PhD in Accounting and Finance, focusing in corporate governance and corporate social responsibility from the Alliance Manchester Business School, University of Manchester, UK. She also has a Masters in Development Studies from the University of Colombo, Sri Lanka. She has attended a no. of international conferences and has a number of publications in national and international journals and is currently the Associate Editor of the Journal of Financial Markets and Governance.

Dr. Mehjabeen has experience in conducting training in corporate governance and CSR, managing financial institutions, managerial and business communication for professionals at IBA as well as in the industry. She has experience in serving as a member of the recruitment committees of higher officials of different government owned organizations.

She has experience in financial and management consultancy (conducting financial analysis and modelling, valuation) for different industries in the private sector. Before entering the academia, Dr. Melita has worked at the corporate sector for 5 years, serving at British American Tobacco, Bangladesh, the largest MNC in the country and Citibank, N.A., the one of the largest global financial institutions. Dr. Mehjabeen is also serving as the Independent Director of Navana CNG Limited and Aftab Automobiles Limited.

MANAGEMENT TEAM



MR. MD. SELIM PARVEZ LL.B, ACS

Company Secretary

Mr. Md. Selim Parvez LL.B, ACS is the Company Secretary of Alhaj Textile Mills Ltd. He is an Associate Member and a Member of the Dhaka Regional Chapter (DRC), Sub-Committee of the Institute of Chartered Secretaries of Bangladesh (ICSB). He completed his Post Graduate Diploma in Human Resource Management (PGDHRM) from Bangladesh Institute of Management (BIM) & also has enriched himself through successfully completed Bachelor of Laws (LL.B.) from National University. He has participated in various national & international conferences, trainings & CPD programs.

Prior to that, Mr. Parvez served in Electro Group as the Company Secretary. He worked in different listed and non-listed Manufacturing Companies. During his long career, he has worked in corporate governance, financial management, social compliance stakeholder relations, regulatory management, and public communications, among other areas. He visited various countries to flourish his knowledge & insinuating new ideas. He has engaged himself with numerous social and philanthropist activities.



MR. MD. JALAL UDDIN

Chief Financial Officer (Acting)

Mr. Md. Jalal Uddin is the Chief Financial Officer (c.c) of the Company. He is a part qualified Chartered Accountant from the Institute of Chartered Accountants of Bangladesh (ICAB) & M.Com in Accounting from National University. He has 11 years experience in the field of Accounts, Finance, Taxation & Issue Management. He is in the company since 2011.



MR. Sharif Abu Baker

Head of Internal Audit and Compliance

Mr. Sharif Abu Baker completed his Master's degree in accounting and Bachelor of Laws (LL.B.) from National University. He is a part qualified Chartered Accountant from the Institute of Chartered Accountants of Bangladesh (ICAB).

Mr. Baker is a I.T.P from National Board of Revenue (NBR). He has experienced more than six years in the field of Costing, MIS, Accounts, Finance, Taxation. He is working in the company since 2015.



MR. AKM AZHARUL ISLAM

Deputy General Manager (Admin)

Mr. AKM Azharul Islam, aged about 69 is the Deputy General Manager (Admin) of the company. He completed his Bachelors of Commerce Degree under Rajshahi University in the year 1972. After Graduation he joined as an Accountant at Alhaj Textile Mills Limited. Now he is the Deputy General Manager (Administration) of the Company. He looks after administration including labor related issues of the Company. He started his career as a Management Executive in the year 2007.



MR. MD. AKHTARUZZAMAN

Deputy General Manager

(Maintenance & Production)

Mr. Md. Akhtaruzzaman, aged about 48, Deputy General Manager (Maintenance & Production) of the Company. He has completed his Diploma in Engineering (Mech.) from Bangladesh Technical Education Board, Dhaka in the year 1992. He completed BSC in Textile Engineers & Technology (Major Yarn) in the year 2006 from (Distance) Tuition provide Edward University of USA.

Mr. Akhtaruzzaman started his service career from 1993 with Alhaj Textile Mills Limited. During his long service period, he acquired vast knowledge over Technical, Production Technology and Electronic works also. He started his carrier as a Management Executive in the year 2010. For exploring his knowledge he attended many training programs on making yarn in abroad.

MESSAGE FROM THE CHAIRMAN



Dear Shareholders

Ladies and Gentlemen

Assalamu Alaikum,

We have the pleasure to welcome you at the 39th Annual General Meeting of Alhaj Textile Mills Limited. It also gives me immense pleasure to place before you the Annual Report along with the Audited Financial Statements, Auditors' Report and Directors' Report thereon for the year ended on 30 June 2021.

You are aware that Alhaj Textile Mills Limited, due to various reasons, remained closed for more than two years. Under the leadership of the reconstituted Board of Directors, the mill has resumed its operation since mid-June of the current year and since then it is being run smoothly. Sincere efforts are also underway to comply with the various legal requirements of a listed company as well as to settle the loan related disputes amicably with the lender bank.

I would like to inform you that during the year 2020-21 the company sales revenue is Tk. 152 million which is 62.70% higher than that of 2019-2020 which was Tk. 94 million. The net profit after tax in 2020-21 increased by 187.85% compared to that of 2019-20.

I would also like to take this opportunity to thank all concerned - our valued customers for their confidence in our products, the employees for their tireless efforts, the suppliers for their quality cotton supply, honorable shareholders for their continuous support and interest for the welfare of the Company, the Regulatory Bodies including Bangladesh Securities and Exchange Commission, the Stock Exchanges, the Central Depository Bangladesh Limited, the Bankers, and the Insurance Companies for their cooperation and support to our Company. We expect that the same support from all stakeholders would continue in the coming days.

With best wishes



Md. Shafiqul Islam
Chairman of the Board

MESSAGE FROM THE MANAGING DIRECTOR & CEO



Dear Shareholders

Ladies and Gentlemen

Assalamu Alaikum,

It is my great pleasure that I welcome you on behalf of the Board of Directors to the 39th Annual General Meeting of your company and present before you the Annual Report for the year 2020-21 containing Directors' Report and Audited Financial Statements for your perusal. I hope you all have received and studied the Annual Report. I would like to summarize the highlights for your kind attention and consideration.

It would reveal that the company's turnover and GP marginally increased by 62.70% and 69.93% in comparison with previous year due to increased sales volume. The production of the company has also restarted from 15 June, 2021.

I assure you that, if the factors such as policy support, energy & transport costs, natural disasters, social violence, international price/market situation could be rationally, internationally, diplomatically controlled, our costs of operation would be competitive and investment would continue to be profitable.

I would like to take this opportunity on behalf of the Board of Directors and express my sincere admiration to all our valued customers for their confidence in our products. Also, to the employees for their untiring efforts, to the suppliers for their quality raw materials and to the honorable shareholders for their continuous support for the betterment of the company. I earnestly hope our combined efforts will result in attaining success for the company and benefites for all its stakeholders.

With best wishes for all of you



Md. Talha

Managing Director & CEO

পরিচালক মন্ডলীর প্রতিবেদন

সম্মানিত শেয়ারহোল্ডারবৃন্দ,

আসসালামু আলাইকুম,

কোম্পানী আইন-১৯৯৪, বাংলাদেশ সিকিউরিটিজ এন্ড এক্সচেঞ্জ রুলস ১৯৮৭ এর বিধি ১২ (এবং তার আওতাধীন সিডিউল), বিএসইসি কর্তৃক জারীকৃত ৩ জুন, ২০১৮ ইং এর নোটিফিকেশনসহ সংশ্লিষ্ট অন্যান্য নোটিফিকেশন ও গাইডলাইন এবং ইন্টারন্যাশনাল একাউন্টিং স্ট্যান্ডার্ডস-১ (IAS-1) কোড অনুসরণ করে আলহাজ টেক্সটাইল মিলস লিঃ এর ৩০ জুন, ২০২১ ইং তারিখে সমাপ্ত আর্থিক বছরের জন্য পরিচালক মন্ডলীর প্রতিবেদন নিম্নে পেশ করা হলোঃ

বস্ত্রখাত পরিস্থিতি পর্যালোচনা (Textile Sector Overview)

টেক্সটাইল বা বস্ত্রখাত হচ্ছে বাংলাদেশে শিল্পখাত সমূহের মধ্যে সবচেয়ে গুরুত্বপূর্ণ। বস্ত্রখাতে পোশাক তৈরির জন্য প্রয়োজনীয় সুতা ও ফেব্রিক্স (কাপড়) উৎপাদন করা হয় যা দিয়ে দেশের অভ্যন্তরীণ চাহিদা মিটানো হয় এবং রপ্তানিমুখী পোশাক উৎপাদনে ব্যবহার করা হয়। তাই সুতা উৎপাদনে স্পিনিং সেক্টরের গুরুত্বপূর্ণ ভূমিকা রয়েছে। স্পিনিংয়ের পণ্যগুলো হচ্ছে তুলার সুতা, পলিয়েস্টার সুতা এবং সিনথেটিক সুতা যা বিশেষায়িত বস্ত্র, হ্যাণ্ডলুম ও হোসিয়ারী পণ্য উৎপাদনে ব্যবহার করা হয়। দেশে উৎপাদিত সুতার প্রায় ৫০% তুলার সুতা। তাছাড়া, রপ্তানি চাহিদার প্রায় ৫০% ফেব্রিক্স বেসরকারী খাতের স্পিনিং মিলের দ্বারা পূরণ হয়ে থাকে।

২০১৯ ইং সালের ডিসেম্বর মাস থেকে শুরু হয়ে অদ্যবধি করোনা মহামারির আঘাতে সমগ্র পৃথিবী বিপর্যস্ত হওয়ার ফলে বস্ত্রখাতের চাহিদা ও সরবরাহ তথা উৎপাদন সব কিছুতেই মারাত্মক বিঘ্ন ঘটেছে। ২০২০ ইং সালে করোনা মহামারীর চরম সংকটের সময় প্রায় সকল দেশে সরকারীভাবে লকডাউন কার্যকর করা হয়। এতে করে বাংলাদেশের বস্ত্র ও তৈরী পোশাকের উৎপাদন ও রপ্তানি উভয়ই মারাত্মকভাবে বিঘ্নিত হয়। আলহাজ টেক্সটাইল মিলের মত স্পিনিং মিলগুলো তাদের সুতা উৎপাদনের জন্য প্রধানত বিদেশ থেকে তুলা আমদানির উপর নির্ভরশীল। কিন্তু তুলা রপ্তানিকারক দেশে লকডাউন এবং সমুদ্র বন্দরসমূহ বন্ধ থাকার ফলে তুলা আমদানি কার্যক্রমে মারাত্মক ব্যাঘাত ঘটেছে। তবে সময়ের অগ্রযাত্রায় ধীরে ধীরে পরিস্থিতির কিছুটা উন্নতি হলেও পরবর্তীতে ২০২১ ইং সালের শুরুতে ডেল্টা ভ্যারিয়েন্টের মাধ্যমে করোনার দ্বিতীয় ঢেউ এদেশে শুরু হলে পুনরায় পরিস্থিতির অবনতি ঘটে। করোনা ও অন্যান্য কারণে বিশ্বব্যাপী তুলার উৎপাদন কমে যাওয়া, করোনা পরিস্থিতিতে আবশ্যকীয় নানাবিধ কমপ্লায়েন্স প্রতিপালনের কারণে শিপিং কস্ট বৃদ্ধি এবং সাপ্লাই চেইন ব্যাহত হওয়ার ফলে গ্লোবাল মার্কেটে সুতার দাম বৃদ্ধি ঘটে। এর ফলে স্পিনিং মিলগুলোর পারফরমেন্সে মিশ্র প্রতিক্রিয়া দেখা দেয়। যে সব মিল করোনা পূর্ববর্তী সময়ে তুলা আমদানির মাধ্যমে বৃহৎ পরিমাণের মজুত গড়ে তুলেছিল তারা বেশ লাভবান হয়। আলহাজ টেক্সটাইল মিলের উৎপাদন বিগত ২০১৮ ইং সন থেকে বন্ধ থাকার ফলে গোড়াউনে তুলার মজুদ তেমন ছিল না। ফলে খোলা বাজার থেকে তুলা ক্রয়ের মাধ্যমে জুন ২০২১ ইং এর মাঝামাঝি সময়ে মিল পুনরায় চালু করার সিদ্ধান্ত নেয়া হয়।

কোম্পানীর অপারেশনাল কার্যক্রম

আলহাজ টেক্সটাইল মিলস লিমিটেড কেবলমাত্র তুলা থেকে সুতা উৎপাদন করে থাকে- যাহা ৮০/১, ৭৪/১, ৬৪/১, ৬০/১, ৫৪/১, ৫০/১, ২০/১, ১০/১ ইত্যাদি বিভিন্ন কাউন্টের হয়ে থাকে। আলোচ্য বছরে মিলের উৎপাদন ক্ষমতা এবং প্রকৃত উৎপাদনের সাথে পূর্ববর্তী বছরের তুলনামূলক বিবরণী নিম্নে উদ্ধৃত করা হলোঃ

তুলনামূলক কার্যক্রমঃ

| বিবরণ | ২০২০-২০২১ | ২০১৯-২০২০ |
|---|-----------|-----------|
| ২.১। স্থাপিতঃ | | |
| স্পিন্ডলস্ এর সংখ্যা | ২০,১৬০ | ২০,১৬০ |
| রোটর হেডস্ এর সংখ্যা | ৮০০ | ৮০০ |
| উৎপাদন কাজে ব্যবহৃতঃ | | |
| স্পিন্ডলস্ | ৪৭ | - |
| রোটর হেডস্ | - | - |
| ২.২। স্থাপিত উৎপাদন ক্ষমতা (পাঃ) | | |
| ৩২ কনভার্টেড সিঙ্গেল কাউন্ট (রিং ইয়ার্ন) | ৫,৩৮৮ | ৫,৩৮৮ |
| ৩২ কনভার্টেড সিঙ্গেল কাউন্ট (ওপেন এন্ড) | ২১৩ | ২১৩ |
| মোট ঃ | ৫,৬০১ | ৫,৬০১ |
| ২.৩। প্রকৃত উৎপাদন (পাঃ) | | |
| ৩২ কনভার্টেড সিঙ্গেল কাউন্ট (রিং ইয়ার্ন) | ১২ | - |
| ৩২ কনভার্টেড সিঙ্গেল কাউন্ট (ওপেন এন্ড) | - | - |
| মোট ঃ | ১২ | - |

| | | |
|---|--------|---|
| ২.৪। উৎপাদন দক্ষতা (%) | | |
| ৩২ কনভার্টেড সিঙ্গেল কাউন্ট সমতুল্য (রিং ইয়ার্ন) | ০.২১% | - |
| ৩২ কনভার্টেড সিঙ্গেল কাউন্ট সমতুল্য(ওপেন এন্ড) | - | - |
| ২.৫। ফিনিসড ইয়ার্ন (পাঃ) | | |
| ৩২ কনভার্টেড সিঙ্গেল কাউন্ট সমতুল্য | ১২ | - |
| ফিনিসড স্পার্ন ইয়ার্ন | | |
| ৩২ কনভার্টেড সিঙ্গেল কাউন্ট সমতুল্য | - | - |
| (ফিনিসড ওপেন এন্ড) | | |
| মোট : | ১২ | - |
| প্রকৃত কার্যদিবসঃ | ১৪ দিন | - |

আলোচ্য বছরে পূর্ববর্তী বছর বা বছরগুলোর তুলনায় মিলের উৎপাদন জনিত প্রয়োজনীয় তথ্যাদি নিম্নে উদ্ধৃত করা হলোঃ

কষ্ট অব গুডস্ সোল্ড, গ্রস প্রফিট মার্জিন এবং নীট প্রফিট মার্জিন, বিক্রিত পণ্যের ব্যয় বিশ্লেষণ, মোট প্রান্তিক মুনাফা এবং নীট প্রান্তিক মুনাফা:

| বিবরণ | ৩০শে জুন'২০২১ | | ৩০শে জুন'২০২০ | |
|---------------------------|---------------|-----------|---------------|-----------|
| | পরিমাণ (টাকা) | শতকরা হার | পরিমাণ (টাকা) | শতকরা হার |
| কষ্ট অব গুডস সোল্ড | ১৬,১০,৩৫,২৩৭ | ১০৫.৬৩% | ১২,২২,৩৫,৮১৬ | ১৩০.৪৫% |
| গ্রস প্রফিট মার্জিন/ক্ষতি | (৮৫,৮১,৮৭২) | (৫.৬৩%) | (২,৮৫,৩৫,৫৩১) | (৩০.৪৫%) |
| নীট প্রফিট মার্জিন/ক্ষতি | ৫৭,৫৫,৩৩৪ | ৩.৭৮% | (২,০৬,৬৬,৫৭৪) | (২২.০৬%) |

উৎপাদন ব্যয়ঃ

খাতওয়ারী ব্যয়ের পরিমাণ

| বিবরণ | ২০২০-২০২১ | ২০১৯-২০২০ | ২০১৮-২০১৯ |
|-------------------------------------|-----------|-----------|-----------|
| সূতার প্রকৃত উৎপাদন (পাঃ) | ১০,৭০০ | - | ১৯,৭৭,৯১০ |
| ৩২ সিঙ্গেল কাউন্ট গড়ে উৎপাদন (পাঃ) | ১৩,৩২৮ | - | ৩৯,০৯,৪০৯ |

| খাতওয়ারী উৎপাদন ব্যয় সমূহ- | | | |
|--------------------------------------|-------------|-------------|--------------|
| কাঁচা তুলার ব্যবহার (পাঃ) | ৩৭,১০৬ | - | ২১,৭৬,০৭৭ |
| (ক) কাঁচা তুলার মূল্য (টঃ) | ৩০,৭৬,০৩৮ | - | ১৯,২৫,২৭,৯২৫ |
| (খ) অন্যান্য উৎপাদন খরচ- | | | |
| ফ্যাক্টরী সেলারী ও মজুরী | ৭০,৫৮,১৬৪ | ৯৬,৯৬,৭৩২ | ২,৯৫,৩০,৪৪২ |
| প্যাকিং ম্যাটারিয়ালস | ১,৫২,৩৯৭ | - | ৪১,৪৭,৬৩৩ |
| খুচরা যন্ত্রাংশ | ৩,২৪,০৭৫ | ৬,০৩,২০৪ | ৩৯,০৯,৮২৯ |
| বিদ্যুৎ খরচ | ২৪,২২,২১৪ | ১৯,৪১,২১৫ | ৩৪,৪৮,৪৭৬ |
| গ্যাস খরচ | ৬,২২,১১৯ | ১,৭৪,৭০৩ | ২,০০,৫০,৪৬০ |
| গ্যাস জেনারেটর পরিচালনা খরচ | ৬,০০০ | ১,২০০ | ১৯,৬৫,৫১৫ |
| অবচয় | ১,২৪,৮০,৬৪৯ | ১,৪০,৭৯,১৫৭ | ১,৬০,২০,৯৪২ |
| বীমা খরচ | ১৮,৫৭,৮৮৯ | ২৫,৫০,৯২৫ | ১৮,৪২,৬৭৩ |
| অন্যান্য বাবদ | ১০,০০,২৪৮ | ১৩,২৫,০৪৫ | ৯,০১,৭৭০ |
| মোট অন্যান্য উৎপাদন খরচ | ২,৫৯,২৩,৭৫৫ | ৩,০৩,৭২,১৮১ | ৮,১৮,১৭,৭৪০ |
| মোট উৎপাদন খরচ (ক+খ) | ২,৮৯,৯৯,৭৯৩ | ৩,০৩,৭২,১৮১ | ২৭,৪৩,৪৫,৬৬৫ |
| প্রতি পাউন্ডে খরচ- | | | |
| (ক) কাঁচা তুলার মূল্য প্রতি পাঃ (টঃ) | ৮২.৯০ | - | ৮৮.৪৭ |
| (খ) অন্যান্য উৎপাদন খরচ- | | | |
| ফ্যাক্টরী সেলারী ও মজুরী | - | - | ১৪.৯৩ |
| প্যাকিং ম্যাটারিয়ালস | - | - | ২.১০ |
| খুচরা যন্ত্রাংশ | - | - | ১.৯৮ |
| বিদ্যুৎ খরচ | - | - | ১.৭৪ |
| গ্যাস খরচ | - | - | ১০.১৪ |
| গ্যাস জেনারেটর পরিচালনা খরচ | - | - | ০.৯৯ |
| অবচয় | - | - | ৮.১০ |

| | | | |
|-------------------------|---|---|--------|
| বীমা খরচ | - | - | ০.৯৩ |
| অন্যান্য বাবদ | - | - | ০.৪৬ |
| মোট অন্যান্য উৎপাদন খরচ | - | - | ৪১.৩৭ |
| মোট উৎপাদন খরচ (ক+খ) | - | - | ১২৯.৮৪ |

| | | | |
|-------------------------------|--------------|-------------|-------------|
| বিপণন কার্যক্রম- | | | |
| বিবরণ | ২০২০-২০২১ | ২০১৯-২০২০ | ২০১৮-২০১৯ |
| বিক্রয়ের পরিমাণ (পাঃ) | ৯,৭২,১৫১ | ৭,৯৭,৮৭২ | ৬,৬৯,৩০৯ |
| বিক্রয় লব্ধ আয় (টাঃ) | ১৫,২৪,৫৩,৩৬৫ | ৯,৩৭,০০,২৮৫ | ৯,৪৪,৩০,৯০৮ |
| বিক্রয় মূল্য প্রতি পাঃ (টাঃ) | ১৫৬.৮২ | ১১৭.৪৪ | ১৪১.০৯ |

উপর্যুক্ত তথ্যাবলি হতে দেখা যায় যে বিক্রয়মূল্য ২০১৯-২০২০ বছরের তুলনায় ২০২০-২০২১ বছরে প্রতি পাউন্ডে ৩৯.৩৮ টাকা বৃদ্ধি পেয়েছে।

ঝুঁকি ও উদ্ভিদতার বিষয়ঃ

যে কোন বিনিয়োগেই কিছু না কিছু ঝুঁকি ও উদ্ভিদতার বিষয় থাকে। টেক্সটাইল সেক্টরের সকল শিল্পের ব্যবসার সাথে সংশ্লিষ্ট যে সকল ঝুঁকি ও উদ্ভিদতার বিষয় আছে তা নিম্নে বর্ণনা করা হলো।

(ক) বৈদেশিক মুদ্রার বিনিময় হার ঝুঁকিঃ

সুতা উৎপাদনকারী মিল হিসাবে মিলের উৎপাদন কাঁচাতুলা প্রাপ্তির উপর নির্ভরশীল। সম্পূর্ণ আমদানি নির্ভর হওয়ায় আন্তর্জাতিক বাজার মূল্য এবং বাংলাদেশী টাকা ও ইউএস ডলার এর বিনিময় হার দ্রুত পরিবর্তন হওয়ায় কাঁচাতুলার মূল্য পরিবর্তন হয়। আমদানীকৃত কাঁচাতুলার মূল্য তারতম্যের ফলে আর্থিক ক্ষতির ঝুঁকি থাকে।

(খ) চাহিদা সংক্রান্ত ঝুঁকিঃ

সুতা শিল্পের ভবিষ্যৎ আশাব্যঞ্জক। তবে অর্থনৈতিক ব্যবস্থার দুর্বলতার কারণে তাই শিল্প ক্রমান্বয়ে কমে যাওয়ার ফলে এবং বন্ডেড ওয়ারহাউজের মাধ্যমে শুষ্কমুক্ত সুতা ও বিভিন্ন পথে আসা বিদেশী সুতা বাজারে সহজপ্রাপ্য হওয়ার কারণে সুতার চাহিদা-হ্রাস পাওয়ায় ঝুঁকির আশংকা থাকে। তবে আরএমজি শিল্পের অগ্রগতি অব্যাহত থাকলে এই সংক্রান্ত ঝুঁকি কম বলে আমরা মনে করি।

(গ) বিদ্যুৎ ও গ্যাসের মূল্যের উঠানামার ঝুঁকিঃ

নীতি নির্ধারকগণের সিদ্ধান্তের উপর বিদ্যুৎ এবং গ্যাসের নিরবিচ্ছিন্ন সরবরাহ এবং মূল্য নির্ভর করে। ঘন ঘন গ্যাস ও বিদ্যুৎ এর মূল্য বৃদ্ধি করায় উৎপাদন খরচ বৃদ্ধির ঝুঁকি বা মুনাফা-হ্রাসের সম্ভাবনা থাকে।

(ঘ) স্থানীয়ভাবে শ্রমিক সরবরাহকরণ ঝুঁকিঃ

পাকশী এক্সপোর্ট প্রোসেসিং জোন, রূপপুর পারমানবিক বিদ্যুৎ কেন্দ্রসহ এই অঞ্চলে আরও অনেক মাঝারী ও ক্ষুদ্র শিল্প প্রতিষ্ঠান স্থাপিত হওয়ার ফলে দক্ষ শ্রমিকের চাহিদা অনেক বেড়ে গেছে। তাদের পক্ষ থেকে শ্রমিকদের জন্য সুযোগ-সুবিধা উত্তরোত্তর বৃদ্ধি করায় আমাদের মিলের পক্ষে দক্ষ শ্রমিক সংগ্রহ ও ধরে রাখা ঝুঁকিপূর্ণ হয়ে পড়েছে। তবে বিভিন্ন পদক্ষেপের মাধ্যমে শ্রমিক সংগ্রহের ব্যবস্থা অব্যাহত রাখা হয়েছে।

(ঙ) কাঁচামালের মূল্য তারতম্য জনিত ঝুঁকিঃ

এই শিল্পের কাঁচামাল একটি আমদানি নির্ভরশীল পণ্য। পরিবর্তনশীল আবহাওয়ার কারণে উৎপাদন ও গুণগত মান এবং পরিমাণে তারতম্য ঘটে। তদুপরি উৎপাদনশীল দেশগুলির ব্যবসায়ীক নীতি পরিবর্তনের কারণে মূল্যের হ্রাস-বৃদ্ধি ঝুঁকিপূর্ণ হয়ে থাকে।

(চ) কর ও ভ্যাট নীতিঃ

সরকারের কর ও ভ্যাট নীতি নিয়ন্ত্রনকারী সংস্থা কর্তৃক বিধিমালা জটিল ও বিরূপ পরিবর্তন কোম্পানীর জন্য ঝুঁকিপূর্ণ হতে পারে।

(ছ) আর্থিক ঝুঁকিঃ

ব্যাংক ঋণের উচ্চ সুদের হার, বিদ্যুৎ ও গ্যাসের মূল্য বৃদ্ধির কারণে আর্থিক ক্ষতির সম্ভাবনা থাকে।

(জ) ব্যাংকের সাথে মোকদ্দমা সংক্রান্ত ঝুঁকিঃ

অগ্রণী ব্যাংক লিমিটেড এর বিরুদ্ধে দায়েরকৃত মোকদ্দমা এবং পাল্টা ব্যাংকের দায়েরকৃত হয়রানীমূলক মোকদ্দমাগুলি দীর্ঘদিন নিষ্পত্তি না হওয়ায় মিলের স্বাভাবিক কার্যক্রম বাধাগ্রস্ত হচ্ছে। ব্যবস্থাপনা কর্তৃপক্ষ উদ্ভূত ঝুঁকি সম্পর্কে সম্পূর্ণ অবগত আছেন এবং সময়োপযোগী প্রয়োজনীয় পদক্ষেপ গ্রহণ করে ঝুঁকি মোকাবেলায় সচেষ্ট আছেন।

অস্বাভাবিক লাভ বা ক্ষতিঃ

আলোচ্য অর্থ বছরে কোম্পানীর কোন অস্বাভাবিক লাভ বা ক্ষতি নাই।

মামলা সংক্রান্ত :

কোম্পানীর দায়েরকৃত এবং কোম্পানীর বিরুদ্ধে দায়েরকৃত মামলাসমূহ সংযুক্ত আর্থিক বিবরণীর উদ্ধৃত নোট নং-১৪.০১ তে বিস্তারিতভাবে বলা হয়েছে। এখানে মামলার অগ্রগতি সংক্ষেপে তুলে ধরা হলো;

ব্যাংকের বিরুদ্ধে দায়ের করা কনট্রাক্ট পিটিশন নং-১৫১/২০১৩

দীর্ঘ শুনানীর পর মাননীয় আদালত ২০-১-২০১৪ তারিখের রায়ের আলোকে মিলের প্রকৃত পাওনা নিরূপণের জন্য একটি স্বতন্ত্র চার্টার্ড একাউন্ট্যান্টস ফার্মকে পুনরিত্তর করার জন্য মনোনীত করেন এবং ২৮-১১-২০১৮ ইং তারিখের মধ্যে প্রস্তুতকৃত হিসাব আদালতে দাখিল করার আদেশ দেন। পরবর্তীতে কোর্ট মিলের পক্ষে রায় দেওয়ায় অগ্রণী ব্যাংক যথাক্রমে ৫-৩-২০১৯ ইং ও ৭-৫-২০১৯ ইং তারিখে ২৫,০০,০০,০০০.০০ ও ১০,৮৩,৯১,৪৫৭.০০ টাকা সর্বমোট ৩৫,৮৩,৯১,৪৫৭.০০ টাকা কোম্পানীকে প্রদান করেন যা কোম্পানীর স্থায়ী আমানত হিসাবে ব্যাংকে জমা আছে।

ব্যাংকের বিরুদ্ধে দায়ের করা মানি সুট মোকদ্দমা নং-০৫/২০১৪

মাননীয় যুগ্ম জেলা জজ, ৫ম আদালত, ঢাকা মোকদ্দমাটির পরবর্তী শুনানীর তারিখ আগামী ২১-১১-২০২১ ইং ধার্য করেছেন।

পাবনা জেলা জজ অর্থ ঋণ আদালতে মিলের বিরুদ্ধে অগ্রণী ব্যাংকের করা ঋণ খেলাপীর মোকদ্দমা নং ৮৯/২০১৩

পাবনা অর্থ ঋণ আদালতে ব্যাংকের হারানীমূলক দায়েরকৃত মোকদ্দমা নং ৮৯/২০১৩ এর বিরুদ্ধে মহামান্য হাইকোর্টে মিলের দায়েরকৃত রিট পিটিশন মোকদ্দমা নং ৬৭৯৯/২০১৪ মূলে ব্যাংকের দায়েরকৃত মোকদ্দমার কার্যক্রম ১৬-০৯-২০২১ ইং তারিখের এক আদেশে পরবর্তী ৯ মাসের জন্য স্থগিতের আদেশ প্রদান করেন। ফলে উক্ত মামলাটি অদ্যাবধি স্থগিত আছে।

বাংলাদেশ ব্যাংকের ইস্যুকৃত সিআইবি রিপোর্টের বিরুদ্ধে মিলের দায়েরকৃত রিট পিটিশন

উক্ত মোকদ্দমাটির শুনানীর এক পর্যায়ে মিল কর্তৃপক্ষের নিয়োগকৃত আইনজীবীর অসুস্থতার কারণে ধার্যকৃত তারিখে অনুপস্থিতির জন্য মোকদ্দমাটি মহামান্য আদালত খারিজ করে দেন। পরবর্তীতে আইনজীবীর আবেদনক্রমে আদালত উক্ত মোকদ্দমাটি পুনরুদ্ধারের আদেশ দেন যাহা বর্তমানে প্রক্রিয়াধীন আছে।

সমগোত্রীয় পার্টির সাথে লেনদেন

বাংলাদেশ হিসাব বিজ্ঞান নীতিমালা-২৪ অনুসারে আলহাজ টেক্সটাইল মিলস লিমিটেড এর সমগোত্রীয় পার্টির সাথে লেনদেনসমূহের বিস্তারিত বিবরণ সংযুক্ত আর্থিক বিবরণীর ৩৬ নং নোটে প্রকাশ করা হলো।

প্রাথমিক গণ প্রস্তাবের মাধ্যমে সংগৃহীত অর্থের ব্যবহার

আলোচ্য বছরে গণ প্রস্তাবের মাধ্যমে কোম্পানী কোন অর্থ সংগ্রহ করে নাই।

ইনিসিয়াল পাবলিক অফারিং, রিপিট পাবলিক অফারিং, রাইট অফার, ডাইরেক্ট লিষ্টিং ইত্যাদি থেকে অর্থ বা তহবিল প্রাপ্তির পর কোম্পানীর আর্থিক অবস্থা বিষয়টি আলহাজ টেক্সটাইল মিলস লিমিটেড এর জন্য প্রযোজ্য নহে। আলহাজ টেক্সটাইল মিলস লিঃ ১৯৬৯ সালে প্রাথমিকগণ প্রস্তাব করে। পরবর্তীতে আর কোন পাবলিক অফারিং, রাইট অফার ডাইরেক্ট লিষ্টিং ইত্যাদি করা হয় নাই।

বার্ষিক আর্থিক বিবরণী ও ত্রৈ-মাসিক আর্থিক অবস্থার বিবরণীর মধ্যে পার্থক্য

বছর জুড়ে প্রকাশিত ত্রৈ-মাসিক আর্থিক বিবরণীসমূহের সাথে বার্ষিক আর্থিক বিবরণীর কোন তারতম্য নেই।

স্বতন্ত্র পরিচালকসহ পরিচালকগণের পারিতোষিক

পরিচালকগণের পারিতোষিক বিষয় সংযুক্ত আর্থিক বিবরণীর ৩৬ নং নোটে বর্ণনা করা হয়েছে।

হিসাব বিবরণীর ন্যায়পরায়নতাঃ (আর্থিক প্রতিবেদনের উপর পরিচালকগণের বিবৃতি)

- (১) ব্যবস্থাপনা কর্তৃপক্ষ কর্তৃক প্রস্তুতকৃত আর্থিক বিবরণীসমূহে প্রতিষ্ঠানের আর্থিক অবস্থা, পরিচালনাগত ফলাফল, নগদ প্রবাহ ও মূলধনের পরিবর্তন সঠিকভাবে উপস্থাপন করা হয়েছে।
- (২) কোম্পানীর আর্থিক হিসাবের দলিলাদি যথাযথভাবে সংরক্ষণ করা হয়েছে।
- (৩) আর্থিক বিবরণীসমূহ প্রস্তুতকালে যথোপযুক্ত হিসাব নীতিসমূহ ধারাবাহিকভাবে প্রয়োগ করা এবং হিসাবগত পরিমাপসমূহ ন্যায়সংগত এবং স্বতঃসিদ্ধভাবে নির্ণয় করা হয়েছে।
- (৪) আন্তর্জাতিক হিসাব বিজ্ঞান নীতিমালা (আইএএস) এবং আন্তর্জাতিক আর্থিক প্রতিবেদন নীতিমালা (আইএফআরএস) যথাযথভাবে আর্থিক বিবরণী প্রস্তুতের সময় অনুসরণ করা হয়েছে এবং কোথাও কোন ব্যত্যয় থাকলে তাহাও প্রকাশ করা হয়েছে। প্রতিপালিত আইএএস/আইএফআরএস এর একটি তালিকা নিরীক্ষা হিসাবের ২.০৮ নং নোটে প্রদান করা হয়েছে।
- (৫) কোম্পানীর আভ্যন্তরীণ নিয়ন্ত্রণ ব্যবস্থা সুসংহত ও কার্যকরভাবে বাস্তবায়ন করা হয়েছে যা অডিট কমিটি তাদের প্রত্যেক সভায় এবং পরিচালনা পর্ষদ ত্রৈ-মাসিক ভিত্তিতে পর্যালোচনা করে থাকেন।
- (৬) ব্যবস্থাপনা কর্তৃপক্ষ আলহাজ টেক্সটাইল মিলস লিঃ এর সংখ্যালঘু শেয়ারহোল্ডারগণের স্বার্থ রক্ষার্থে সম্পূর্ণভাবে আন্তরিক।

(৭) কোম্পানীর চলমান অস্তিত্বের সামর্থ্যের ক্ষেত্রে কোনরূপ তাৎপর্যপূর্ণ সন্দেহের অবকাশ নাই এবং অবিরত ব্যবসা পরিচালনার জন্য প্রয়োজনীয় আর্থিক সক্ষমতা রয়েছে।

বিগত বছরের এবং তার পূর্ববর্তী বছরের পরিচালনাগত ফলাফলের তুলনামূলক বিশ্লেষণ

৩০ জুন'২০২১ ইং তারিখে সমাপ্ত বছরের কোম্পানীর পরিচালনাগত ফলাফল এবং তার পূর্ববর্তী বছরের পরিচালনাগত ফলাফল নিম্নে প্রদর্শিত হলোঃ

(০০০ টাকা হিসাবে)

| বিবরণ | ২০২০-২০২১ | ২০১৯-২০২০ |
|-------------------------------|-------------|-------------|
| বিক্রয় | ১,৫২,৪৫৩ | ৯৩,৭০০ |
| বিক্রিত পণ্যের উৎপাদন খরচ | ১,৬১,০৩৫ | ১,২২,২৩৬ |
| মোট মুনাফা/ক্ষতি | (৮,৫৮২) | (২৮,৫৩৬) |
| পরিচালনা খরচ সমূহ | (১৬,৬৩৬) | (২০,৬০৯) |
| আর্থিক ব্যয় | - | - |
| পরিচালনা মুনাফা/(ক্ষতি) | (২৫,২১৮) | (৪৯,১৪৫) |
| অন্যান্য আয় | ৩৯,৮২১ | ৩৭,০৯৪ |
| নীট অপারেটিং মুনাফা | ১৪,৬০৩ | (৪৯,১৪৫) |
| ডাবলিউ পিপিএফ এবং আয়কর | (৯,৭৭৬) | (৯,৩৬৮) |
| ডেফার্ড ট্যাক্স আয়/(ব্যয়) | ৯২৮ | ৭৫২ |
| কর পরবর্তী নীট মুনাফা/ক্ষতি | ৫,৭৫৫ | (২০,৬৬৬) |
| মোট মুনাফার হার/ক্ষতি হার | (৫.৬৩%) | (৩০.৪৫%) |
| নীট মুনাফার হার/ক্ষতির হার | ৩.৭৮% | (২২.০৬%) |
| শেয়ার প্রতি আয় (টাকা)/ক্ষতি | ০.২৬ | (০.৯৩) |
| শেয়ার সংখ্যা | ২,২২,৯৮,৫৪৯ | ২,২২,৯৮,৫৪৯ |

বিগত ৫ (পাঁচ) বছরের মুখ্য পরিচালনাগত ও আর্থিক তথ্য

(বিএসইসি নোটিফিকেশন নং- এসইসি/সিএমআরআরসিডি/২০০৬-১৫৮/১৩৪/এডমিন/৪৪ তারিখ ০৭-০৮-২০১২ এর উপধারা ১.৫ (xviii) এর শর্ত মোতাবেক।

পরিচালনাগত তথ্যাদিঃ

| বিবরণ | ৩০-০৬-২০২১ | ৩০-০৬-২০২০ | ৩০-০৬-২০১৯ | ৩০-০৬-২০১৮ | ৩০-০৬-২০১৭ |
|--------------------------------|---------------|---------------|---------------|--------------|--------------|
| রেভিনিউ | ১৫,২৪,৫৩,৩৬৫ | ৯,৩৭,০০,২৮৫ | ৯,৪৪,৩০,৯০৮ | ২৫,৯৮,৪৪,৬৯২ | ২৯,৩২,৮৫,৪০৮ |
| বিক্রিত পণ্যের খরচ | ১৬,১০,৩৫,২৩৭ | ১২,২২,৩৫,৮১৬ | ১২,১০,৯০,৮৫২ | ২৪,২৪,৪৯,২৯২ | ২৫,১১,৮৪,৪২১ |
| গ্রাস মুনাফা/ক্ষতি | (৮৫,৮১,৮৭২) | (২,৮৫,৩৫,৫৩১) | (২,৬৬,৫৯,৯৪৪) | ১,৭৩,৯৫,৪০০ | ৪,২১,০০,৯৮৭ |
| পরিচালনা ব্যয় | ১,৬৬,৩৬,৩১৩ | ২,০৬,০৯,০১৯ | ২,৩৫,৩১,৬৭০ | ১,৯৫,৫০,৬৮৪ | ১,৯০,৯৫,২৭৩ |
| ফিন্যান্সিয়াল এক্সপেন্সেস | - | - | ৬,৭০,৯৪৬ | ৬১,৩৪৪ | - |
| অপারেটিং মুনাফা/ক্ষতি | (২,৫২,১৮,১৮৫) | (৪,৯১,৪৪,৫৫০) | (৫,০৮,৬২,৫৬০) | (২২,১৬,৬২৮) | ২,৩০,০৫,৭১৪ |
| অন্যান্য খাতে আয় | ৩,৯৮,২১,৩৮৫ | ৩,৭০,৯৩,৮৯১ | ১,১৬,০৭,৪২৮ | ১,৫৬,১৮,৫৯০ | ১,৭২,৭৪,১৪৬ |
| কর পূর্ব মুনাফা | ১,৩৯,০৭,৮১০ | (১,২০,৫০,৬৫৯) | (৩,৯২,৫৫,১৩২) | ১,২৭,৬৩,৭৭৩ | ৩,৮৩,৬১,৭৭১ |
| কর পরবর্তী মুনাফা | ৫৭,৫৫,৩৩৪ | (২,০৬,৬৬,৫৭৪) | (৪,১৯,৪৯,৯৫৬) | ৯৬,৭০,৯০০ | ৩,২০,০৩,৩১৭ |
| শেয়ার প্রতি আয় | ০.২৬ | (০.৯৩) | (১.৮৮) | ০.৪৮ | ১.৫৮ |
| শেয়ার প্রতি নিট এ্যাসেটস ভেলু | ৮.৬১ | ৮.৪৫ | ৯.৩৮ | ১২.৩৮ | ১৩.৫৯ |
| লভ্যাংশ ঘোষণা | ১% | - | - | - | ৫% |

আর্থিক তথ্যাদিঃ

| বিবরণ | ৩০-০৬-২০২১ | ৩০-০৬-২০২০ | ৩০-০৬-২০১৯ | ৩০-০৬-২০১৮ | ৩০-০৬-২০১৭ |
|------------------------|---------------|---------------|---------------|--------------|--------------|
| অনুমোদিত মূলধন | ৫০,০০,০০,০০০ | ৫০,০০,০০,০০০ | ৫০,০০,০০,০০০ | ৫০,০০,০০,০০০ | ৫০,০০,০০,০০০ |
| পরিশোধিত মূলধন | ২২,২৯,৮৫,৪৯০ | ২২,২৯,৮৫,৪৯০ | ২২,২৯,৮৫,৪৯০ | ২০,২৭,১৪,০৯০ | ১৮,৪২,৮৫,৫৪০ |
| সংরক্ষিত আয় বিবরণী | (৫,২৯,৬৫,৯১৮) | (৫,৭৫,০২,৬১৭) | (৩,৭৮,৮২,৮১৯) | ২,৩০,৪৮,১৭৭ | ৩,৯৬,২৯,৭৪২ |
| শেয়ারের অভিহিত মূল্য | ১০ | ১০ | ১০ | ১০ | ১০ |
| চলতি সম্পদ | ৭,৯৭,৫৫,৪১,৬৬ | ৭৮,০৯,০৮,৮৩৯ | ৭৮,০৮,১২,৯৬৮ | ৪৬,২৫,৩৪,১৯১ | ৪৪,৮২,২২,৯১০ |
| চলতি দায় | ৫৩,৫০,১১,৮৭১ | ৫৩,৪০,৩০,৭৪৭ | ৫২,৭২,৩৩,২৫৩ | ১৮,১৫,৩৫,৫৫৩ | ১৫,৪৭,৫৭,৯৬২ |
| প্রফিট মার্জিন অন সেলস | ৩.৭৮% | (২২.০৬%) | (৪৪.৪২%) | ৩.৭২% | ১০.৯১% |

| | | | | | |
|--------------------------|-------------|-------------|-------------|-------------|-------------|
| কুইক রেশিও | ১.৩২:১ | ১.১০:১ | ০.৯৩:১ | ১.৭৩:১ | ২.৪৪:১ |
| কারেন্ট রেশিও | ১.৪৯:১ | ১.৪৬:১ | ১.৪৮:১ | ২.৫৫:১ | ২.৯০:১ |
| প্রাইজ আর্নিং রেশিও | ১৬৬.২১ | (৮৪.৪৮) | (৪১.৬২) | ১৬৩.১৩ | ৬৫.১৮ |
| ডেব্ট টু ইকুইটি রেশিও | ৩.৫৪:১ | ৩.৬১:১ | ৩.২২:১ | ১.৩১:১ | ১.২১:১ |
| রিটার্ন অন টোটাল এ্যাসেট | ০.৬৬% | (২.৩৮%) | (৪.৭৫) | ১.৬৭% | ৬% |
| রিটার্ন অন ইকুইটি রেশিও | ৩.০০% | (১০.৯৬) | (২০.০৬) | ৩.৮৫% | ১২.৭৮% |
| মোট শেয়ার সংখ্যা | ২,২২,৯৮,৫৪৯ | ২,২২,৯৮,৫৪৯ | ২,২২,৯৮,৫৪৯ | ২,০২,৭১,৪০৯ | ১,৮৪,২৮,৫৫৪ |
| শেয়ার হোল্ডার সংখ্যা | ৩,৯৯৫ | ৪,৬৮০ | ৫,১৭৭ | ৫,১৩৬ | ৪,৩৪৭ |

লভ্যাংশঃ

৩০শে জুন'২০২১ সমাপ্ত বছরের কোম্পানীর কর পরবর্তী মুনাফা হয়েছে ৫৭,৫৫,৩৩৪ টাকা এবং মুনাফা বন্টনের জন্য ব্যবহারযোগ্য তহবিল ২০২০-২০২১ বছরের মুনাফাসহ নীট ক্ষতির পরিমাণ দাঁড়ায় ৫,২৯,৬৫,৯১৮ টাকা। এতদসংক্রান্ত তথ্যাদি নীচে উল্লেখ করা হলোঃ

মুনাফা ও তার বন্টন

(০০০ টাকা হিসাবে)

| মুনাফার বন্টন পরিচালনাগত | ৩০-০৬-২০২১ | ৩০-০৬-২০২০ |
|--|------------|------------|
| কর পূর্ববর্তী কার্যকরী নীট মুনাফা/ক্ষতি | (২৫,২১৮) | (৪৯,১৪৫) |
| আর্থিক সম্পত্তি বিক্রয়লব্ধ মুনাফা | | - |
| ব্যাক হইতে প্রাপ্ত সুদ | ৩৫,৮১৭ | ৩৫,৮৪৪ |
| সিডিবিএল হইতে প্রাপ্ত লভ্যাংশ | ৭৫০ | ১,২৫০ |
| অন্যান্য আয় | ৩,২৫৪ | |
| ডল্লিউ পি.পি.এফ | (৬৯৫) | - |
| আয়কর | (৯,০৮১) | (৯,৩৬৮) |
| যোগঃ বিলম্বিত কর | ৯২৮ | ৭৫২ |
| কর পরবর্তী নীট মুনাফা | ৫,৭৫৫ | (২০,৬৬৭) |
| পূর্বক বছরের লভ্যাংশ বন্টন পরবর্তী অববন্টনকৃত মুনাফার ইজা (বিএফ) | | (৩৭,৮৮৩) |
| যোগঃ | (৫৭,৫০৩) | |
| পূর্ববর্তী বছরের খরচ সমন্বয় বাবদ আয় | | - |
| পুনর্মূল্যায়নকৃত সম্পত্তির অবচয় | ৯৩১ | ১,০৪৭ |
| বন্টনযোগ্য মুনাফা/ক্ষতি | ৮১ | (৫৭,৫০৩) |
| কোম্পানীর পরিচালনা পর্ষদ কর্তৃক তারিখে অনুষ্ঠিত সভায় ২০২০-২০২১ অর্থ বছরের জন্য ঘোষিত লভ্যাংশঃ ক্যাশ ডিভিডেন্ড: ১% | (২,২৩০) | - |
| পূঞ্জীভূত আয়ে স্থানান্তর | (৫২,৯৬৬) | (৫৭,৫০৩) |

অন্তর্বর্তিকালীন নগদ লভ্যাংশঃ ২০২০-২০২১ অর্থ বছরে কোম্পানি ১% অন্তর্বর্তিকালীন নগদ লভ্যাংশ প্রদান করেছে।

বোর্ড সভা, পর্ষদ সভা, উপস্থিতি এবং সম্মানী

৩০শে জুন'২০২১ সমাপ্ত বছরে সর্বমোট ৬টি পরিচালনা পর্ষদের সভা, ৫টি নিরীক্ষন কমিটির সভা এবং ৩টি ক্রয়-বিক্রয় কমিটির সভা অনুষ্ঠিত হয়। পরিচালনা পর্ষদ এবং অডিট কমিটির সকল সভায় কোম্পানী সচিব উপস্থিত ছিলেন। এ সংক্রান্ত বিস্তারিত তথ্যাদি নিম্নে প্রদত্ত হলোঃ

| পরিচালকদের নাম | পরিচালনা পর্ষদের সভা | | | নিরীক্ষা কমিটির সভা | | | ক্রয় ও বিক্রয় কমিটির সভা | | |
|----------------------------|----------------------|----------|------------------|---------------------|----------|------------------|----------------------------|----------|------------------|
| | মোট অনুষ্ঠিত সভা | উপস্থিতি | উপস্থিতি ফি (টঃ) | মোট অনুষ্ঠিত সভা | উপস্থিতি | উপস্থিতি ফি (টঃ) | মোট অনুষ্ঠিত সভা | উপস্থিতি | উপস্থিতি ফি (টঃ) |
| মোঃ শফিকুল ইসলাম | ৬ | ৪ | ৩৬,০০০ | - | - | - | - | - | - |
| মোঃ তালহা | ৬ | ৬ | ৫৪,০০০ | - | - | - | ৩ | ৩ | ২৭,০০০ |
| মোঃ আব্দুল্লাহ বোখারী | ৬ | ৩ | ২৭,০০০ | - | - | - | - | - | - |
| মোঃ সাইদুল ইসলাম | ৬ | ৩ | ২৭,০০০ | ৫ | ৪ | ৩৬,০০০ | ৩ | ৩ | ২৭,০০০ |
| মোঃ বখতিয়ার রহমান | ৬ | ১ | ৯,০০০ | ৫ | ১ | ৯,০০০ | ৩ | - | - |
| প্রফেসর মমতাজ উদ্দিন আহমেদ | ৬ | ৫ | ৪৫,০০০ | ৫ | ৫ | ৪৫,০০০ | ৩ | ৩ | ২৭,০০০ |
| ড. মোহাম্মদ সাইফুদ্দিন খান | ৬ | ৩ | ২৭,০০০ | ৫ | ১ | ৯,০০০ | ৩ | - | - |

| | | | | | | | | | |
|-----------------------|---|---|--------|---|---|---|---|---|---|
| ড. এ এফ এম আব্দুল মঈন | ৬ | ২ | ১৮,০০০ | ৫ | - | - | ৩ | - | - |
| ড. মেলিতা মেহজাবিন | ৬ | ৪ | ৩৬,০০০ | ৫ | - | - | ৩ | - | - |

অডিট কমিটির প্রতিবেদন

৪ সদস্য বিশিষ্ট অডিট কমিটি আলোচ্য বছরে ৪টি সভা অনুষ্ঠিত হয়েছে। অডিট কমিটির প্রতিবেদন পরিশিষ্ট- ১ এ দেখানো হলো।

প্রার্থী মনোনয়ন এবং পারিতোষিক কমিটি গঠন

বাংলাদেশ সিকিউরিটিজ এন্ড এক্সচেঞ্জ কমিশনের জারীকৃত প্রজ্ঞাপন নং-BSEC/CMRRCD/2006-158/207/ADMIN/80 তারিখ ৩ জুন, ২০১৮ ইং এর আলোকে ৮ আগস্ট, ২০১৮ ইং তারিখে অনুষ্ঠিত পরিচালনা পর্ষদের ৪৩১তম বোর্ড মিটিং-এ ৪ সদস্যবিশিষ্ট মনোনয়ন এবং পারিতোষিক কমিটি (Nomination and Remuneration Committee) গঠন করা হয়। কমিটির বর্তমান সদস্যগণ হলেন-

| | | | |
|----|-----------------------|-------------------|----------|
| ১। | ড. এ এফ এম আব্দুল মঈন | স্বতন্ত্র পরিচালক | - সভাপতি |
| ২। | মোঃ সাইদুল ইসলাম | পরিচালক | - সদস্য |
| ৩। | মোঃ বখতিয়ার রহমান | পরিচালক | - সদস্য |
| ৪। | ড. মেলিতা মেহজাবিন | স্বতন্ত্র পরিচালক | - সদস্য |

প্রার্থী মনোনয়ন এবং পারিতোষিক কমিটির প্রতিবেদন পরিশিষ্ট-২ এ দেখানো হলো।

শেয়ার হোল্ডিং তথ্য নিরীক্ষণ

৩০ জুন, ২০২১ ইং তারিখের শেয়ারহোল্ডিং এবং অন্যান্য আনুষঙ্গিক তথ্য নিম্নে উপস্থাপন করা হলোঃ

(ক) মূল কোম্পানী/সহায়ক কোম্পানী/সহযোগী কোম্পানী এবং অন্যান্য সম্পর্কিত কোম্পানী- প্রযোজ্য নয়।

পরিচালকবৃন্দ, সিইও, কোম্পানী সচিব, চীফ ফিন্যান্সিয়াল অফিসার, হেড অব ইন্টারনাল অডিটগণের শেয়ারের পরিমাণ নিম্নে প্রদত্ত হইল-

(খ) (১) পরিচালকবৃন্দ:

| ক্রমিক নং | নামের তালিকা | ধারণকৃত শেয়ার সংখ্যা | শতকরা হার | স্ত্রীর নাম | ধারণকৃত শেয়ার সংখ্যা | শতকরা হার |
|--------------|------------------------|--------------------------|-----------|----------------------------|--------------------------|-----------|
| ১ | মোঃ তালহা | ৪,৪৬,৬২৯ | ২.০০% | খাজা সকিনা বানু | ১০,২৫,৩০৭ | ৪.৫৯৮১% |
| ২ | মোঃ আব্দুল্লাহ বোখারী | ৮,৪৩,৬৪৩ | ৩.৭৮% | মিসেস আতিয়া বোখারী | ২,৮১,১০১ | ১.২৬০৬% |
| ৩ | মোঃ সাইদুল ইসলাম | ৭,৬৮,০৭২ | ৩.৪৪% | মিসেস রাবেয়া আক্তার ডেইজি | ৭২,২৭০ | ০.৩২৪১% |
| ৪ | মোঃ বখতিয়ার রহমান | ৭,২৫,৭৯৮ | ৩.২৫% | মিসেস শিরিনা রহমান | ৩৩,৮৫০ | ০.১৫১৮% |
| ৫ | মিসেস খোদেজা খাতুন | ৪,৪৬,০০০ | ২.০০% | মৃত মোঃ সোহরাওয়ার্দী | - | - |
| ৬ | মোঃ হারুন অর রশিদ | ১২,২৪,৪০২ | ৫.৪৯% | মিসেস শাহনাজ রশিদ | - | - |
| ৭ | মোহাম্মদ মিজানুর রহমান | ১১,৯৫,৪৯৯ | ৫.৩৬% | মিসেস আফরিনা রহমান | - | - |
| | | ৫৬,৫০,০৪৩ | ২৫.৩২% | | ১,৪১২,৫২৮ | ৬.৩৩৪৬% |

* ২৭ অক্টোবর, ২০২১ ইং বোর্ড মিটিং এ মিসেস খোদেজা খাতুন, মোঃ হারুন অর রশিদ এবং মোহাম্মদ মিজানুর রহমান পরিচালক হিসাবে নিয়োগ প্রাপ্ত হন। পরিচালক হওয়ার পূর্বে থেকেই তাঁহারা কোম্পানীর শেয়ার ধারণ করছেন।

স্বতন্ত্র পরিচালকবৃন্দ:

| | | | | | | |
|---|----------------------------|---|---|---|---|---|
| ১ | মোঃ শফিকুল ইসলাম | - | - | - | - | - |
| ২ | প্রফেসর মমতাজ উদ্দিন আহমেদ | - | - | - | - | - |
| ৩ | ড. মোহাম্মদ সাইফুদ্দিন খান | - | - | - | - | - |
| ৪ | ড. এ এফ এম আব্দুল মঈন | - | - | - | - | - |
| ৫ | ড. মেলিতা মেহজাবিন | - | - | - | - | - |
| | মোট টাকা | - | - | - | - | - |

(২) সিএস, সিএফও, হেড অব ইন্টারনাল অডিট

| নামের তালিকা | পদবী | ধারণকৃত শেয়ার সংখ্যা | শতকরা হার | স্ত্রীর নাম | ধারণকৃত শেয়ার সংখ্যা | শতকরা হার |
|--|---------------|-----------------------------|--------------|------------------------|-----------------------------|--------------|
| মোঃ সেলিম পারভেজ এল.এল.বি, এসিএস. | কোম্পানী সচিব | - | - | মিসেস ফারজানা হক এসিএস | - | - |
| মোঃ জালাল উদ্দিন সিএ (পার্টল কোয়ালিফাইড) | সিএফও (সি.সি) | - | - | মিসেস আছমা আক্তার | - | - |

| | | | | | | |
|--|--------------------------|---|---|---------------|---|---|
| শরিফ আবু বকর, এল.এল.বি, সিএ (পার্টলি কোয়ালিফাইড) | হেড অব ইন্টারনাল অডিট | - | - | মিসেস দিলরুবা | - | - |
|--|--------------------------|---|---|---------------|---|---|

(গ) পরিচালকবৃন্দ, সিইও, কোম্পানী সচিব, চীফ ফিন্যান্সিয়াল অফিসার, হেড অব ইন্টারনাল অডিট ব্যতিত নির্বাহী ২ (দুই) জন উচ্চ বেতনভোগী কর্মকর্তা

| ক্রমিক নং | নামের তালিকা | পদবী | ধারণকৃত শেয়ার সংখ্যা | শতকরা হার |
|-----------|---------------------|---------------------------------------|-----------------------|-----------|
| ১। | একেএম আজহারুল ইসলাম | উপ-মহাব্যবস্থাপক (প্রশাসন) | ৯৭ | ০.০০০৪ |
| ২। | মোঃ আক্তারুজ্জামান | উপ-মহাব্যবস্থাপক (উৎপাদন ও যান্ত্রিক) | - | - |

(ঘ) শেয়ারহোল্ডিং ১০% অথবা তদোর্ধ্ব স্বার্থযুক্ত পক্ষ- কেউ নেই।

পরিচালক নির্বাচন

(ক) সংঘবিধির ৪৪ অনুচ্ছেদে প্রদত্ত ক্ষমতাবলে পরিচালনা পর্ষদ ২৭-১০-২০২১ইং তারিখের সভায় মিসেস খোদেজা খাতুন, জনাব মোঃ হারুনুর রশিদ এবং জনাব মোঃ মিজানুর রহমান কে পরিচালক হিসাবে নিয়োগ করে। কোম্পানী আইন ১৯৯৪ এর ধারা ৯১ (১)(খ) অনুসারে মিসেস খোদেজা খাতুন, জনাব মোঃ হারুনুর রশিদ এবং জনাব মোঃ মিজানুর রহমান কে নির্বাচনের জন্য পেশ করা হলো। কোম্পানী আইন ১৯৯৪ এর ধারা ৯৩ অনুসারে মিসেস খোদেজা খাতুন, জনাব মোঃ হারুনুর রশিদ এবং জনাব মোঃ মিজানুর রহমান পরিচালক পদে দায়িত্ব পালনে সম্মতি জ্ঞাপন করেছেন। কোম্পানীর, মিসেস খোদেজা খাতুন ২% শেয়ার, জনাব হারুনুর রশিদ ৫.৪৯% শেয়ার এবং জনাব মোঃ মিজানুর রহমান ৫.৩৬% শেয়ার ধারণ করেন বিধায় তাদেরকে পরিচালক হিসাবে নির্বাচন করা যেতে পারে।

(খ) সংঘবিধির ৫০ অনুচ্ছেদ অনুসারে জনাব মোঃ সাইদুল ইসলাম অবসর গ্রহণ করেছেন এবং যোগ্য বিধায় পুনর্নির্বাচিত হওয়ার ইচ্ছা পোষণ করেছেন।

পরিচালনা পর্ষদ এ সকল নির্বাচন/পুনর্নির্বাচনের সুপারিশ করেন।

হিসাব নিরীক্ষক নিয়োগ

কোম্পানীর বর্তমান হিসাব নিরীক্ষক SHIRAZ KHAN BASAK & CO., R.K. Tower (Level 10) 86, Bir Uttam C.R Datta Road (312, Sonargaon Road) Dhaka-1205 ২০২০-২০২১ সালের কোম্পানীর হিসাব নিরীক্ষক হিসাবে কাজ করার সময়সীমা উত্তীর্ণ হওয়ায় তাহারা আসন্ন বার্ষিক সাধারণ সভায় অবসর গ্রহণ করবেন। সিকিউরিটিজ এন্ড এক্সচেঞ্জ কমিশন কর্তৃক জারীকৃত আদেশ নং SEC/SRMID/2000-953/Admin/02-04 dated 10-10-2001 যাহা বাংলাদেশ গেজেট অতিরিক্ত সংখ্যা, সোমবার তারিখ ৫ নভেম্বর, ২০০১ ইং তে প্রকাশিত হয়েছে তার অনুচ্ছেদ (ন) আরোপিত শর্ত মোতাবেক কোন চার্টার্ড একাউন্ট্যান্টস ফার্মকে ৩ বৎসরের বেশি সময়ের জন্য নিরীক্ষক হিসাবে নিয়োগ করা যাবে না। SHIRAZ KHAN BASAK & CO., ফার্ম ধারাবাহিকভাবে ৩ (তিন) বৎসর কোম্পানীর নিরীক্ষা কার্যক্রম পরিচালনা করেছেন বিধায় পুনঃনিয়োগ প্রাপ্তিযোগ্য নহে। সে প্রেক্ষাপটে নিরীক্ষক হিসাবে নিয়োগের জন্য ৩টি ফার্ম যথাক্রমে- (ক) FAMES & R, Chartered Accountants, Sharaqa Mac, Flat A-2, House no. 3/1 & 3/2 Bijoy Nagar, Dhaka-1000 (খ) ISLAM QUAZI SHAFIQUE & CO. Chartered Accountants, Al-Haj Shamsuddin Mansion, 4th Floor, Room # C, 17, New Eskaton Road, Moghbazar, Dhaka-1000. (গ) MAHFEL HUQ & CO. Chartered Accountants, BGIC Tower (4th Floor) 34, Topkhana Road, Dhaka-1000. অডিটর হিসাবে নিয়োগ প্রাপ্তির জন্য আবেদন করেছেন। আবেদন প্রত্সমূহ যাচাই-বাছাইয়ের পর অডিট কমিটির সুপারিশক্রমে পরিচালনা পর্ষদ ২৭-১০-২০২১ ইং তারিখে অনুষ্ঠিত ৪৪তম সভায় (ক) FAMES & R, Chartered Accountants, Sharaqa Mac, Flat A-2, House no. 3/1 & 3/2 Bijoy Nagar, Dhaka-1000 কে ২০২১-২০২২ জন্য ২০০,০০০.০০ (দুই লক্ষ) টাকা ফি নির্ধারণ করে ৩৯তম বার্ষিক সাধারণ সভায় অনুমোদন সাপেক্ষে কোম্পানীর অডিটর হিসাবে নিয়োগের প্রস্তাব করেছেন।

কর্পোরেট গভার্নেন্স কোড কমপ্লিয়েন্স অডিটর নিয়োগ

কর্পোরেট গভার্নেন্স কোড সম্পর্কে বিএসইসি নোটিফিকেশন নং বিএসইসি/সিএমআরআরসিডি/২০০৬-১৫৮/২০৭/এ্যাডমিন/৮০ তারিখ ৩ জুন ২০১৮ ইং যাহা ১০ জুন, ২০১৮ ইং তারিখের গেজেটে প্রকাশিত হয়েছে যার ৯(২) উপধারা মোতাবেক কমপ্লিয়েন্স অডিট অব কর্পোরেট গভার্নেন্স কোড এর অডিটর নিযুক্তির জন্য অডিটর হিসাবে ৩টি ফার্ম যথাক্রমে (ক) ARTISAN, Chartered Accountants, Sonargaon Terrace (2nd Floor), House # 52, Road # 13/C Block # E, Banani, Dhaka-1213 (খ) AMAL & LEENA, Chartered Accountants, Rhine Razzak Plaza (6th Floor) 383 Tongi Diversion Road, Moghbazar, Dhaka-1217. (গ) MAK & CO, Chartered Accountants, BSEC bhaban (Level-11), 102 Kazi Nazrul Islam Avenue, Karwan bazar, Dhaka-1215 এর নিকট হতে কর্পোরেট গভার্নেন্স কোড কমপ্লিয়েন্স অডিটর নিয়োগ প্রাপ্তির আবেদন পাওয়া গেছে। আবেদনপ্রত্সমূহ যাচাই-বাছাইয়ের পর অডিট কমিটির সুপারিশক্রমে পরিচালনা পর্ষদ ২৭-১০-২০২১ইং তারিখে অনুষ্ঠিত ৪৪তম সভায় (ক) ARTISAN, Chartered Accountants, Sonargaon Terrace (2nd Floor), House # 52, Road # 13/C Block # E, Banani, Dhaka-১২১৩কে ২০২১-২০২২ সালের জন্য ৪০,০০০.০০ (চল্লিশ হাজার) টাকা ফি নির্ধারণ করে ৩৯তম বার্ষিক সাধারণ সভায় অনুমোদন সাপেক্ষে কোম্পানীর অডিটর হিসাবে নিয়োগের প্রস্তাব করেছেন।

ব্যবস্থাপনা কর্তৃপক্ষীয় আলোচনা ও বিশ্লেষণ

কর্পোরেট গভর্ন্যান্স কোডের শর্ত মোতাবেক কোম্পানীর অবস্থা এবং কার্যক্রমসমূহ এবং আর্থিক বিবরণীসমূহ প্রস্তুতকালে যথোপযুক্ত হিসাব নীতিসমূহ ধারাবাহিকভাবে প্রয়োগ করা হয়েছে এবং হিসাবগত পরিমাপকসমূহ ন্যায্যসঙ্গত এবং স্বতঃসিদ্ধভাবে নির্ণয় করা হয়েছে। আর্থিক বিবরণীসমূহ প্রস্তুতকালে নিম্নবর্ণিত আন্তর্জাতিক হিসাব মানসমূহ এবং আন্তর্জাতিক ফিন্যান্সিয়াল রিপোর্টিং স্ট্যান্ডার্ডস প্রতিপালিত হয়েছে যার তালিকা নিম্নে প্রদত্ত হলোঃ

| | |
|-------------|---|
| আইএএস-১ | আর্থিক বিবরণী সমূহ উপস্থাপনা |
| আইএএস-২ | মজুদ |
| আইএএস-৭ | নগদ প্রবাহের বিবরণী |
| আইএএস-৮ | হিসাব নীতিতে হিসাবের অনুমান ও ত্রুটিসমূহের পরিবর্তন |
| আইএএস-১০ | আর্থিক বিবরণী সমূহ প্রদানের তারিখের পরবর্তী ঘটনা সমূহ |
| আইএএস-১২ | আয়কর |
| আইএএস-১৬ | সম্পত্তি, প্ল্যান্ট এবং সরঞ্জামাদি |
| আইএএস-১৯ | কর্মকর্তা/কর্মচারীদের সুবিধাসমূহ |
| আইএএস-২১ | বৈদেশিক বিনিময় হারের পরিবর্তনের প্রভাব |
| আইএএস-২৪ | সংশ্লিষ্ট প্রতিষ্ঠানের বিবরণ |
| আইএএস-৩৩ | শেয়ার প্রতি আয় |
| আইএএস-৩৪ | অন্তর্বর্তিকালীন আর্থিক প্রতিবেদন |
| আইএএস-৩৬ | সম্পদের ব্যবহার জনিত ক্ষতি |
| আইএএস-৩৭ | সম্ভিতি সম্ভাব্য দায় এবং সম্ভাব্য সম্পদসমূহ |
| আইএএস-৩৮ | অদৃশ্য সম্পত্তি |
| আইএফআরএস-৭ | আর্থিক উপকরণ প্রকাশ |
| আইএফআরএস-৯ | আর্থিক উপকরণ |
| আইএফআরএস-১৫ | গ্রাহকদের সাথে চুক্তি থেকে আয় |

৩০ জুন, ২০২১ ইং তারিখে প্রস্তুতকৃত আর্থিক বিবরণীসমূহে হিসাবনীতি, পরিমাপ ও অনুমানের কোন পরিবর্তন আনা হয় নাই।

চলতি বৎসরের সাথে নিকট পূর্ববর্তী ৫ বৎসরের আর্থিক ফলাফল এবং এতদসঙ্গে নগদ প্রবাহসমূহের পার্থক্যকৃত বিশ্লেষণ, কারণ, ব্যাখ্যাসমূহ নিম্নরূপ-পরিচালনাগত তথ্যাদি-

| বিবরণ | ৩০-০৬-২০২১ | ৩০-০৬-২০২০ | ৩০-০৬-২০১৯ | ৩০-০৬-২০১৮ | ৩০-০৬-২০১৭ |
|--------------------------------|---------------|---------------|---------------|--------------|--------------|
| রেভিনিউ | ১৫,২৪,৫৩,৩৬৫ | ৯,৩৭,০০,২৮৫ | ৯,৪৪,৩০,৯০৮ | ২৫,৯৮,৪৪,৬৯২ | ২৯,৩২,৮৫,৪০৮ |
| বিক্রিত পণ্যের খরচ | ১৬,১০,৩৫,২৩৭ | ১২,২২,৩৫,৮১৬ | ১,২১,০৯,০৮৫২ | ২৪,২৪,৪৯,২৯২ | ২৫,১১,৮৪,৪২১ |
| এস মুনাফা/ক্ষতি | (৮৫,৮১,৮৭২) | (২,৮৫,৩৫,৫৩১) | (২,৬৬,৫৯,৯৪৪) | ১,৭৩,৯৫,৪০০ | ৪,২১,০০,৯৮৭ |
| পরিচালনা ব্যয় | ১,৬৬,৩৬,৩১৩ | ২,০৬,০৯,০১৯ | ২,৩৫,৩১,৬৭০ | ১,৯৫,৫০,৬৮৪ | ১,৯০,৯৫,২৭৩ |
| অপারেটিং মুনাফা/(ক্ষতি) | (২,৫২,১৮,১৮৫) | (৪,৯১,৪৪,৫৫০) | (৫,০৮,৬২,৫৬০) | (২২,১৬,৬২৮) | ২,৩০,০৫,৭১৪ |
| অন্যান্য খাতে আয় | ৩,৯৮,২১,৩৮৫ | ৩,৭০,৯৩,৮৯১ | ১,১৬,০৭,৪২৮ | ১,৫৬,১৮,৫৯০ | ১,৭২,৭৪,১৪৬ |
| কর পূর্ব মুনাফা | ১,৩৯,০৭,৮১০ | (১,২০,৫০,৬৫৯) | (৩,৯২,৫৫,১৩২) | ১,২৭,৬৩,৭৭৩ | ৩,৮৩,৬১,৭৭১ |
| কর পরবর্তী মুনাফা | ৫৭,৫৫,৩৩৪ | (২,০৬,৬৬,৫৭৪) | (৪,১৯,৪৯,৯৫৬) | ৯৬,৭০,৯০০ | ৩,২০,০৩,৩১৭ |
| শেয়ার প্রতি আয় | ০.২৬ | (০.৯৩) | (১.৮৮) | ০.৪৮ | ১.৫৮ |
| শেয়ার প্রতি নিট এ্যাসেটস ভেলু | ৮.৬১ | ৮.৩৪৫ | ৯.৩৮ | ১২.৩৮ | ১৩.৫৯ |
| লভ্যাংশ ঘোষণা | ১% | - | - | - | ৫% |

আভ্যন্তরীণ নিয়ন্ত্রণ ব্যবস্থা অত্যন্ত সুসংহত ও কার্যকরভাবে বাস্তবায়ন করা হয়েছে। তবে দক্ষ শ্রমিকের অভাব, ডলারের মূল্য হার বৃদ্ধি, বন্ডেড ওয়্যার হাউজের গুরুত্বপূর্ণ পণ্য খোলাবাজারে আসা, আন্তর্জাতিক বাজারে কাঁচা তুলার মূল্য বৃদ্ধি ঘটেছে যা এই শিল্পের জন্য ঝুঁকিপূর্ণ।

কোম্পানীর চলমান অস্তিত্বের সামর্থ্যের ক্ষেত্রে কোনরূপ তাৎপর্যপূর্ণ সন্দেহের অবকাশ নাই এবং অবিরত ব্যবসা পরিচালনার জন্য প্রয়োজনীয় আর্থিক সক্ষমতা রয়েছে। কোম্পানীর যথেষ্ট পরিমাণ জায়গা জমি এবং ফ্যাক্টরী বিল্ডিং এর খালি জায়গা থাকা সত্ত্বেও অগ্রণী ব্যাংকের সাথে দীর্ঘদিন যাবৎ মোকদ্দমা নিষ্পত্তি না হওয়ার কারণে মিলটির উন্নয়নমূলক কোন কর্মসূচী গ্রহণ করা সম্ভব হয়নি। অগ্রণী ব্যাংকের নিকট মিলের জায়গা জমি, মেশিনারীজ ইত্যাদি মর্গেজ দেওয়া আছে বিধায় বাংলাদেশ ব্যাংকের সিআইবি রিপোর্টে মিলকে ক্রেডিট সিস্টেম হিসাবে রিপোর্ট করা হয়েছে যার ফলে এল.সি ওপেন করার কার্যক্রম বিঘ্নিত হচ্ছে। তবে আমরা আশা করছি যে আগামীতে ব্যাংকের সাথে দেনা-পাওনার বিষয়টি সাফল্যজনকভাবে নিষ্পত্তি করা সম্ভব হবে।

সিইও এবং সিএফও কর্তৃক কন্ডিশন নং ৩ (৩) মোতাবেক পরিচালনা পর্ষদ প্রদত্ত ঘোষণাপত্র বা প্রত্যয়নপত্র পরিশিষ্ট -৩ এ দেখানো হলো:

প্রাতিষ্ঠানিক পরিচালন প্রক্রিয়ার প্রতিবেদন:

সম্মানিত শেয়ার হোল্ডারগণের সদয় অবগতির জন্য বাংলাদেশ সিকিউরিটিজ এন্ড এক্সচেঞ্জ কমিশন নোটিফিকেশন নং- বিএসইসি/সিএমআরআর/ সিডি/২০০৬-১৫৮/১৩৪/এ্যাডমিন/৪৪ তারিখ ০৭-০৮-২০১২ এর সংশোধিত নোটিফিকেশন নং- বিএসইসি/সিএমআরআরসিডি/২০০৬-১৫৮/২০৭/এ্যাডমিন/৮০ তারিখ ০৩-০৬-২০১৯ এর শর্তাবলী যথাযথভাবে পরিপালন করা হয়েছে যার নীরখে কর্পোরেট গভর্ন্যান্স প্রতিবেদন চার্টার্ড এক্যাকাউন্টেন্টস ফার্ম দ্বারা নিরীক্ষিত এবং প্রত্যায়িত যা সংযুক্ত পরিশিষ্ট ৪ এবং ৫ তে দেখানো হলো।

স্বার্থ সংশ্লিষ্ট দ্বন্দ্ব:

আলহাজ টেক্সটাইল মিলস লিঃ এর বোর্ডের চেয়ারম্যান, অন্যান্য পরিচালকবৃন্দ এবং ব্যবস্থাপনা পরিচালক এমন কোন কার্যে বা লেনদেন এ জড়িত হবেন না যা কোম্পানির স্বার্থের সাথে দ্বন্দ্ব তৈরি করে বা করতে পারে। তারা এমন কোন পদ গ্রহণ বা চুক্তির সাথে যুক্ত হবেন না যা কোম্পানির এবং সংখ্যালঘু শেয়ারহোল্ডারগণের স্বার্থের জন্য ক্ষতিকর। দ্বন্দ্ব তৈরী করে বা করতে পারে এ ধরনের পরিস্থিতি তৈরী হওয়ার সাথে সাথেই তা আইন মোতাবেক প্রকাশ করা হবে।

আচরণ ও ব্যবহারের ক্ষেত্রে বিচক্ষণশীলতা:

বোর্ড এর চেয়ারম্যান, অন্যান্য পরিচালকবৃন্দ, এবং ব্যবস্থাপনা পরিচালক তাদের দায়িত্ব ও কর্তব্য পালনের ক্ষেত্রে এবং কোম্পানির ও সংখ্যালঘু শেয়ারহোল্ডারগণের স্বার্থ রক্ষার ক্ষেত্রে সব সময় সর্বোচ্চ সততা, নৈতিকতা এবং সং অভিপ্রায় বজায় রাখবেন।

বিধিবদ্ধ রীতি, আইন ও নিয়ম পালনের ক্ষেত্রে:

বোর্ড এর চেয়ারম্যান, অন্যান্য পরিচালকবৃন্দ, এবং ব্যবস্থাপনা পরিচালক তাদের জন্য প্রযোজ্য বিধি, আইন ও নিয়মের প্রতি অনুগত থাকবেন এবং একই সাথে বোর্ড কর্তৃক সময় সময় অনুমোদিত অভ্যন্তরীণ বিধি ও নিয়মনীতি প্রতিপালন করবেন।

ইনসাইডার ট্রেডিং বিধি-নিষেধ:

বোর্ড এর চেয়ারম্যান, অন্যান্য পরিচালকবৃন্দ এবং ব্যবস্থাপনা পরিচালক, গোপনীয়তা ও ইনসাইডার ট্রেডিং এর বিধিনিষেধ সংক্রান্ত কার্যক্রম ও তা প্রতিপালনে তাদের দায়িত্ব ও কর্তব্যসহ সকল প্রযোজ্য প্রণীত আইন ও নিয়মসমূহ প্রতিপালন করবেন এবং কোম্পানী কর্তৃক প্রণীত ও সময়ে সময়ে সংশোধিত কোম্পানীর ইনসাইডার ট্রেডিং ম্যানুয়াল এর অনুসরণ করবেন। অপ্রকাশিত প্রাইস সেনসিটিভ তথ্যের উপর ভিত্তি করে কোম্পানীর সিকিউরিটিজ ক্রয়-বিক্রয় সংক্রান্ত বিধিনিষেধ এবং এ ধরনের তথ্য কাহারো কাছে (আত্মীয় সহ) প্রকাশের ক্ষেত্রে বিধিনিষেধ ও এর অন্তর্ভুক্ত হবে।

পরিবেশ, কর্মী, গ্রাহক ও সাপ্লাইয়ার এর সাথে সম্পর্ক:

বোর্ড এর চেয়ারম্যান, অন্যান্য পরিচালকবৃন্দ এবং ব্যবস্থাপনা পরিচালক, কোম্পানির পরিবেশ, কর্মকর্তা/কর্মচারী, গ্রাহক ও সাপ্লাইয়ার এর ক্ষেত্রে প্রযোজ্য বিধি, আইন ও নিয়মনীতি অনুসরণ করা হচ্ছে কিনা সে বিষয়ে মূল্যায়ন করবেন। তারা আইন অনুসারে প্রতিদ্বন্দ্বী, কর্মকর্তা/কর্মচারী, গ্রাহক ও সাপ্লাইয়ার এর সাথে ন্যায্য আচরণ করবেন।

স্বাধীনতা:

বোর্ড এর চেয়ারম্যান, অন্যান্য পরিচালকবৃন্দ এবং ব্যবস্থাপনা পরিচালক তাদের উপর অর্পিত দায়িত্ব ও কর্তব্য পালনের ক্ষেত্রে আইন অনুসারে কোম্পানীর স্বার্থ রক্ষার জন্য সর্বোচ্চ একাত্মতা, অঙ্গীকার এবং স্বাধীনভাবে তাদের উপর ন্যস্ত দায়িত্ব পালনে সচেষ্ট থাকবেন।

গোপনীয়তা:

বোর্ড এর চেয়ারম্যান, অন্যান্য পরিচালকবৃন্দ এবং ব্যবস্থাপনা পরিচালক এমন তথ্যের গোপনীয়তা রক্ষা করবেন যা সর্বসাধারণের কাছে প্রকাশের ক্ষেত্রে আইনগত বাধা রয়েছে বা তাদের উপর উক্ত তথ্যের গোপনীয়তা রক্ষা করার দায়িত্ব বর্তায়, যতক্ষণ না তারা আইনগতভাবে উক্ত তথ্য প্রকাশের জন্য অনুমোদিত হন।

বিধির সংশোধন:

কোম্পানীর পরিচালনা পর্ষদ নমিনেশন ও রেমুনারেশন কমিটির সুপারিশক্রমে কোম্পানীর জন্য প্রযোজ্য বিধি সময় সময় সংশোধন বা পরিবর্তন করতে পারবেন।

মেয়াদী ঋণ পরিশোধ:

মিলের দায়েরকৃত মোকদ্দমা নং ৫১২৯ সন ২০০৯ এর ১৫-০২-২০১১ ইং তারিখের আদেশের বিরুদ্ধে অগ্রণী ব্যাংক লিঃ এর দায়েরকৃত লীভ টু আপীল নং ৪০১/২০১১ মোকদ্দমার ২০/১/২০১৪ ইং তারিখের রায় ব্যাংক কার্যকর না করার ফলে ব্যাংকের সাথে দেনা-পাওনার হিসাব অমিমাংসীত থাকায় ঋণ পরিশোধের বিষয়টি স্থগিত রয়েছে।

পরিবেশ রক্ষায় সহায়তাঃ

কোম্পানী পরিবেশ রক্ষায় সচেতন রয়েছে। মিল এলাকায় পতিত জমিতে ফলাদি ও বনজি বৃক্ষরোপণ করে পরিবেশ রক্ষায় সহায়তা করেছে।

বাংলাদেশ শ্রম আইনের আওতায় শ্রমিক/কর্মচারীগণকে দেয় সুবিধাঃ

বাংলাদেশ শ্রম আইনের আওতায় কোম্পানীতে শ্রমিক (কর্মচারী) অংশগ্রহণ তহবিল ও কল্যাণ তহবিল, উৎসব বোনাস, দূর্ঘটনা বীমা, মেডিকেল ফ্যাসিলিটিজ, ক্যান্টিন সুবিধা, প্রসুতী কল্যাণ সুবিধা, ডে কেয়ার ফ্যাসিলিটিজ ইত্যাদি সুবিধা চালু রাখা হয়েছে।

পরিচালক মন্ডলীর মন্তব্য ও স্বীকৃতিঃ

সাম্প্রতিক বছরগুলোতে ব্যাংক ঋণকে কেন্দ্র করে আদালতের মামলাজনিত উদ্ভূত পরিস্থিতি এবং তার ফলে দীর্ঘদিন ফ্যাক্টরী বন্ধ থাকার কারণে শেয়ারহোল্ডারগণ তাঁদের প্রত্যাশা মোতাবেক লভ্যাংশ পাননি। তারপরও শেয়ারহোল্ডারগণ ধৈর্য ধারণ করেছেন এবং কোম্পানীর প্রতি আস্থা অব্যাহত রেখেছেন। এজন্য পরিচালনা পর্ষদ শেয়ারহোল্ডারগণের প্রতি কৃতজ্ঞতা জ্ঞাপন করছে। বর্তমানে মিল চালু থাকলেও ঋণপত্র খোলার সুবিধা না পাওয়ার কারণে উচ্চ দরে স্থানীয় ভিত্তিতে কাঁচামাল ও প্রয়োজনীয় যন্ত্রাংশ সংগ্রহ করতে হচ্ছে, যাতে খরচ বেশী পড়ছে। সে অবস্থা থেকে উত্তরণে পুণর্গঠিত পরিচালনা পর্ষদ তাঁদের চেষ্টা অব্যাহত রেখেছেন যাতে করে সমঝোতার ভিত্তিতে ব্যাংকের সাথে আপোষরফা করে মামলা নিষ্পত্তি করা সম্ভব হয়। আশা করি সংশ্লিষ্ট সকলে সহযোগীতায় অদূর ভবিষ্যতে তা করা সম্ভব হবে।

বর্তমান পরিচালনা পর্ষদ কোম্পানীর সকল ক্লায়েন্ট, তুলা সরবরাহকারী, সুতার ক্রেতা ও ব্যবহারকারীগণকে তাদের অব্যাহত সহযোগীতার জন্য ধন্যবাদ জানাচ্ছে। সেইসাথে কৃতজ্ঞতা ও ধন্যবাদ জানাচ্ছে বাংলাদেশ সিকিউরিটিজ এন্ড এক্সচেঞ্জ কমিশন, ঢাকা স্টক এক্সচেঞ্জ লিঃ, পশ্চিমাঞ্চল গ্যাস কোম্পানী, বাংলাদেশ বিদ্যুৎ উন্নয়ন বোর্ড, ঈশ্বরদী এবং বাংলাদেশ জেনারেল ইন্সুরেন্স কোম্পানী লিঃ কে তাদের সহযোগিতার জন্য।

পরিশেষে কোম্পানীর সকল কর্মকর্তা, কর্মচারী ও সর্বস্তরের শ্রমিকগণকে তাদের একান্ত সহযোগীতার জন্য পরিচালক মন্ডলী ধন্যবাদ জানাচ্ছে। পরম করুণাময় আল্লাহতা'লার কাছে আগামী বছরগুলোতে কোম্পানীর উত্তরোত্তর অগ্রগতি ও সমৃদ্ধি কামনা করছি।

আল্লাহ হাফেজ।

পরিচালক মন্ডলীর পক্ষে,



(মোঃ শফিকুল ইসলাম)

চেয়ারম্যান

Report of the Audit Committee FOR THE YEAR 2020-2021

The Audit Committee consists of the following persons:

| | |
|---------------------------------|-----------|
| Prof. Mamtaz Uddin Ahmed FCMA | Chairman |
| Mr. Md. Saidul Islam | Member |
| Mr. Md. Bakhtiar Rahman | Member |
| Mr. Dr. Muhammad Saifuddin Khan | Member |
| Mr. Md. Selim Parvez LL.B, ACS | Secretary |

The Scope of the Audit Committee was defined as under

- a) Oversee the financial reporting process.
- b) Monitor choice of accounting policies and principles.
- c) Monitor Internal Audit and Compliance process to ensure that it is adequately resourced, including approval of the Internal Audit and Compliance plan and review the Internal Audit and Compliance Report
- d) Oversee hiring and performance of external auditors.
- e) Hold meeting with the external or statutory auditors for review of the annual financial statements before submission to the Board for approval or adoption.
- f) Review along with the management, the annual financial statements before submission to the Board for approval.
- g) Review along with the management, the quarterly and half yearly financial statements before submission to the Board for approval.
- h) Review the adequacy of internal audit function.
- i) Review the Management's discussion and Analysis before disclosing in the Annual Report Review statement of all related party transactions submitted by the management.
- j) Review Management Letters or Letter of Internal Control weakness issued by statutory auditors.
- k) Oversee the determination of audit fees based on scope and magnitude, level of expertise deployed, and time required for effective audit and evaluate the performance of the external auditors.
- l) Review and consider the report of internal auditors and statutory auditors' observations on internal control.
- m) Any other requirement assigned by the Board of Directors.

Activities carried out during the year

During the financial year ended June 30, 2021 the committee held 05 meetings and the members were present in the committee meeting as follows:

Meetings & Attendance

| Name | Audit committee Meetings held | Audit Committee Meetings attended |
|-------------------------------|-------------------------------|-----------------------------------|
| Prof. Mamtaz Uddin Ahmed FCMA | 5 | 5 |
| Md. Saidul Islam | 5 | 4 |
| Md. Bakhtiar Rahman | 5 | 1 |
| Dr. Muhammad Saifuddin Khan | 5 | 1 |

Proceedings of the Audit Committee Meetings were reported timely and regularly to the Board of Directors. During the year, the Committee performed amongst others, the following key functions:

1. The Committee reviewed the integrity of the quarterly and annual financial statements and recommended to the Board for consideration.
2. The Committee had overseen, reviewed and approved the procedure and task of the internal audit, financial report preparation and the external audit reports.
3. The Committee reviewed the Audit Plan for the year 2020-2021.
4. The Committee reviewed the performance and appointment of external auditors.
5. The Committee reviewed related party transactions.
6. The Committee reviewed the Management Letters or Letter of Internal Control weakness issued by statutory auditors.
7. The Committee found adequate arrangement to present a true and fair view of the activities and the financial status of the Company and didn't find any material deviation, discrepancies or any adverse finding/observation in the area of reporting.

REPORTING BY AUDIT COMMITTEE TO THE BOARD:

The committee regularly reports on its work to the Board. The report includes a summary of the matters addressed in the meeting by the members present and the measures undertaken by the committee.



Prof. Mamtaz Uddin Ahmed FCMA
Chairman, Audit Committee

NOMINATION AND REMUNERATION COMMITTEE REPORT

In compliance with the Commission's Notification on Corporate Governance Code No. BSEC/CMRRCD/ 2006-158/207/Admin/80 dated June 3, 2018, the Board of Directors of Alhaj Textile Mills Limited in its 431st Board Meeting held on August 08, 2018 constituted the Nomination and Remuneration Committee ("NRC").

Composition of the Nomination and Remuneration Committee

The Nomination and Remuneration Committee is now composed of the following members:

| | | |
|-------------------------|----------------------|----------|
| Dr. A F M Abdul Moyeen | Independent Director | Chairman |
| Mr. Md. Saidul Islam | Director | Member |
| Mr. Md. Bahktiar Rahman | Director | Member |
| Dr. Melita Mehjabeen | Independent Director | Member |

Members of the Senior Management team will also attend the meetings by invitation of the Chairman only as and when necessary. The Company Secretary functions as the Secretary of the Nomination and Remuneration Committee.

Meeting

During the year ended 30th June 2021, the Nomination and Remuneration Committee held one meeting. Proceedings of the Nomination and Remuneration Committee meeting was reported to the Board of Directors.

Role of the Nomination and Remuneration Committee

The NRC assists the Board in formulation of the nomination criteria or policy for determining qualifications, positive attributes, experiences and independence of directors and top-level executives as well as a policy for formal process of considering remuneration of directors and top-level executives. The Terms of Reference of the NRC committee is compliant with condition No. 6(5)(b) of Code of Corporate Governance.

Appointment of Director

Proposed to appoint Ms. Khodeza Khatoon, Mr. Md. Harunoor Rashid and Mr. Muhammad Mizanur Rahman as Directors of the company, subject to the post-facto approval of the shareholders in this upcoming Annual General Meeting, as they hold the number of qualifying Shares and possess strong business development skills and management capability. They also deemed to be eligible as per applicable laws, rules and regulations

Proposal for re-election of Directors

Proposed Mr. Md. Saidul Islam, Director of the company for retirement by rotation and for re-election (being eligible) by the shareholders in this upcoming Annual General Meeting.

As per section 91(1)(b) of the Companies Act-1994, Ms. Khodeza Khatoon, Mr. Md. Harunoor Rashid and Mr. Muhammad Mizanur Rahman, Directors of the Company shall retire at the ensuing Annual General Meeting and for re-election (being eligible) by the shareholders in this upcoming Annual General Meeting.

Appointment of Independent director

Selected Mr. Md. Shafiqul Islam, Dr. A F M Abdul Moyeen, Dr. Muhammad Saifuddin Khan and Dr. Melita Mehjabeen as the Independent Directors of the company for the next 3 (three) years considering their qualification, skills, experience, expertise, positive attributes and eligibility as per Notification no. BSEC/CMRRCD/2009-193/07/Admin.....dated September 01,2020 and Commission letter no. SEC/SRMIC/94-231/51-34/27, dated: 20 January, 2021 & letter no. SEC/SRMIC/94-231/51-34/34, dated: 28 January, 2021 issued by BSEC, subject to the approval of the shareholders in the upcoming Annual General Meeting.

Evaluation

The Committee shall carry out evaluation of independence of the Board. The NRC is responsible for ensuring the effectiveness of the Board.

Acknowledgement

The Nomination and Remuneration Committee expresses its sincere thanks to the Chairman and Members of the Board and Management for their support in carrying out the duties and responsibilities.

On behalf of the Nomination and Remuneration Committee



Dr. A F M Abdul Moyeen
Chairman, Nomination & Remuneration Committee

Declaration by Managing Director and Chief Financial Officer

The Board of Directors
Alhaj Textile Mills Limited
66, Dilkusha Commercial Area (4th Floor)
Dhaka-1000

Subject: Declaration on Financial Statements for the year ended on 30th June 2021.

Dear Sirs,


Pursuant to the condition No. 1(5) (xxvi) imposed vide the Commission's Notification No. BSEC/CMRRCD/2006-158/207/Admin/80 Dated 3 June 2018 under section 2CC of the Securities and Exchange Ordinance, 1969, we do hereby declare that:

- (1) The Financial Statement of Alhaj Textile Mills Limited for the year ended on 30th June 2021 have been prepared in compliance with International Accounting Standards (IAS) or International Financial Reporting Standards (IFRS), as applicable in the Bangladesh and any departure there from has been adequately disclosed;
- (2) The estimates and judgments related to the financial statements were made on a prudent and reasonable basis, in order for the financial statements to reveal a true and fair view;
- (3) The form and substance of transactions and the Company's state of affairs have been reasonably and fairly presented in its financial statements;
- (4) To ensure above, the Company has taken proper and adequate care in installing a system of internal control and maintenance of accounting records;
- (5) Our internal auditors have conducted periodic audits to provide reasonable assurance that the established policies and procedures of the Company were consistently followed; and
- (6) The management's use of the going concern basis of accounting in preparing the financial statements is appropriate and there exists no material uncertainty related to events or conditions that may cast significant doubt on the Company's ability to continue as a going concern.

In this regard, we also certify that: -

- (i) We have reviewed the financial statements for the year ended on 30th June'2021 and that to the best of our knowledge and belief:
 - these statements do not contain any materially untrue statement or omit any material fact or contain statement that might be misleading;
 - these statements collectively present true and fair view of the Company's affairs and are in compliance with existing accounting standards and applicable laws.
- (ii) There are, to the best of knowledge and belief, no transactions entered into by the Company during the year which are fraudulent, illegal or in violation of the code of conduct for the company's Board of Directors or its members.

Sincerely yours,



Managing Director & CEO



Chief Financial Officer (c.c)

**REPORT TO THE SHAREHOLDERS
OF
ALHAJ TEXTILE MILLS LIMITED
ON COMPLIANCE ON THE CORPORATE GOVERNANCE CODE**

We have examined the compliance status to the Corporate Governance Code of **ALHAJ TEXTILE MILLS LIMITED** for the year ended on 30th June, 2021. This Code relates to the Notification No. BSEC/CMRRCD/2006-158/207/Admin/80 dated 3rd June 2018 of the Bangladesh Securities and Exchange Commission.

Such compliance with the Corporate Governance Code is the responsibility of the Company. Our examination was limited to the procedures and implementation thereof as adopted by the Management in ensuring compliance to the conditions of the Corporate Governance Code.

This is a scrutiny and verification and an independent audit on compliance of the conditions of the Corporate Governance Code as well as the provisions of relevant Bangladesh Secretarial Standards (BSS) as adopted by Institute of Chartered Secretaries of Bangladesh (ICSB) in so far as those standards are not inconsistent with any condition of this Corporate Governance Code.

We state that we have obtained all the information and explanations, which we have required, and after due scrutiny and verification thereof, we report that, in our opinion:

- a) The Company has complied with the conditions of the Corporate Governance Code as stipulated in the above mentioned Corporate Governance Code issued by the Commission except as stated in the remarks column of the status of Corporate Governance Code.
- b) The Company has complied with the provisions of the relevant Bangladesh Secretarial Standards (BSS) as adopted by the Institute of Chartered Secretaries of Bangladesh (ICSB) as required by this Code.
- c) Proper books and records have been kept by the company as required under the Companies Act, 1994, the securities laws and other relevant laws; and
- d) The Governance of the company is average.



Md. Selim Reza FCA FCS
Partner

ARTISAN-Chartered Accountants

Place: Dhaka

Dated: 25th November, 2021.

(Report under Condition No. 9.00)
Status of compliance with the conditions imposed by
BSEC's Notification no. SEC/CMRRCD/2006-158/207/Admin/80
Dated 3 June 2018 on Corporate Governance

| Condition No. | Title | Compliance Status (Put ✓ in the appropriate column) | | Remarks (if any) |
|---------------|---|---|--------------|---|
| | | Complied | Not Complied | |
| 1(1) | Board of Directors Board's Size The total number of members of a company's Board of Directors hereinafter referred to as "Board") shall not be less than 5 (five) and more than 20 (twenty). | ✓ | | The Board of Alhaj Textile Mills Limited is comprised of 9 (Nine) Directors including 5 (Five) Independent Directors. |
| 1(2)(a) | Independent Directors All Companies shall have effective representation of independent directors on their Boards, so that the Board, as a group, includes core competencies considered relevant in the context of each company the follow: At least one-fifth (1/5) of the total number of directors in the company's Board shall be independent directors; any fraction shall be considered to the next integer or whole number for calculating number of independent director(s); | ✓ | | There are five Independent Directors in Alhaj Textile Mills Limited's Board, namely: Mr. Md. Shafiqul Islam, Mr. Prof. Mamtaz Uddin Ahmed, Dr. AFM Abdul Moyeen, Dr. Muhammad Saifuddin Khan, Dr. Melita Mehjabeen. |
| 1(2)(b) (i) | For the purpose of this clause "Independent Director" means a director who either does not hold any share in the company or holds less than one percent (1%) shares of the total paid-up shares of the company. | ✓ | | The Independent Directors have declare their compliances. Declaration wa submitted to the Company in old format. |
| 1(2)(b) (ii) | Who is not a sponsor of the company or is not connected with the company's any sponsor or director or nominated director or shareholder of the company or any of its associates, sister concerns, subsidiaries and parents or holding entities who holds one percent (1%) or more shares of the total paid-up shares of the company on the basis of family relationship and his or her family members also shall not hold above mentioned shares in the company. Provided that spouse, son, daughter, father, mother, brother, sister, son-in-law and daughter-in-law shall be considered as family members. | ✓ | | |
| 1(2)(b) (iii) | Who has not been an executive of the Company in immediately preceding 2 (two) financial years. | ✓ | | |
| 1(2)(b) (iv) | Who does not have any other relationship, whether pecuniary or otherwise, with the company or its subsidiary/associated companies? | ✓ | | |
| 1(2)(b) (v) | Who is not a member or TREC (Trading Right Entitlement Certificate) holder, director or officer of any stock exchange; | ✓ | | |
| 1(2)(b) (vi) | Who is not a shareholder, director excepting independent director or officer of any member or TREC holder of stock exchange or an intermediary of the capital market; | ✓ | | |



| Condition No. | Title | Compliance Status (Put ✓ in the appropriate column) | | Remarks (if any) |
|----------------|--|---|--|--|
| 1(2)(b) (vii) | Who is not a partner or an executive or was not a partner or an executive during the preceding 3 (three) years of the concerned company's statutory audit firm or audit firm engaged in internal audit services or audit firm conducting special audit or professional certifying compliance of this Code; | ✓ | | |
| 1(2)(b) (viii) | Who is not Independent Director in more than 5 (five) listed companies; | ✓ | | |
| 1(2)(b) (ix) | Who has not been convicted by a court of competent jurisdiction as a defaulter in payment of any loan or any advance to a bank or a Non-Bank Financial Institution (NBFI); and | ✓ | | |
| 1(2)(b) (x) | Who has not been convicted for a criminal offence involving moral turpitude; | ✓ | | |
| 1(2) (c) | The independent director(s) shall be appointed by the Board and approved by the shareholders in the Annual General Meeting (AGM); | ✓ | | Prof. Mamtaz Uddin Ahmed has been appointed by the Shareholders in 38 th AGM and other Independent Directors have been appointed by BSEC. |
| 1(2)(d) | The post of independent director(s) cannot remain vacant for more than 90(ninety) days; and | ✓ | | There was no vacancy in the position of Independent Directors during the period. |
| 1(2)(e) | The tenure of office of an independent director shall be for a period of 3(three) years, which may be extended for 1(one) tenure only; Provided that a former independent director may be considered for reappointment for another tenure after a time gap of one tenure, i.e., three years from his or her completion of consecutive two tenures [i.e. six years]; Provided further that the independent director shall not be subject to retirement by rotation as সনাক্ত ক্ষতিগ্রস্ততাঃ অংশাথ, ১৯৯৪ (১৯৯৪ লক্ষ্যত ১৮-খণ্ড অংশাথ) Companies Act 1994) Explanation: For the purpose of counting tenure or term of independent director, any partial term of tenure shall be deemed to be a full tenure. | ✓ | | Will be followed |
| 1(3)(a) | Qualification of Independent Director Independent Director shall be a knowledgeable individual with integrity who is able to ensure compliance with financial laws, regulatory requirements and corporate laws and can make meaningful contribution to business; | | | The qualification and background of Independent Directors justify ability as such. |
| 1(3)(b) (i) | Independent director shall have following qualifications: Business Leader who is or was a promoter or director of an unlisted company having minimum paid-up capital of Tk. 100.00 million or any listed company or a member of any national or international chamber of commerce or business association; or | | | Independent Directors are former govt. officials and University Teachers have knowledge on Business, economics, finance etc. possessing more than 12 (Twelve) years of experience. |



| Condition No. | Title | Compliance Status (Put ✓ in the appropriate column) | | Remarks (if any) |
|---------------|--|---|--|---|
| 1(3)(b) (ii) | Corporate Leader who is or was a top-level executive not lower than Chief Executive Officer or Managing Director or Deputy Managing Director or Chief Financial Officer or Head of Finance or Accounts or Company Secretary or Head of Internal Audit and Compliance or Head of Legal Service or a candidate with equivalent position of an unlisted company having minimum paid up capital of Tk. 100.00 million or of a listed company; or Explanation: Top level executive includes Managing Director (MD) or Chief Executive Officer (CEO), Additional or Deputy Managing Director (AMD or DMD), Chief Operating Officer (COO), Chief Financial Officer (CFO), Company Secretary (CS), Head of Internal Audit and Compliance (HIAC), Head of Administration and Human Resources of equivalent positions and same level or ranked or salaried officials of the Company. | Not applicable | | Not applicable |
| 1(3)(b) (iii) | Former official of government or statutory or autonomous or regulatory body in the position not below 5th Grade of the national pay scale, who has at least educational background of bachelor degree in economics or commerce or business or law; or | | | Mr. Md Shafiqul Islam is a Former Additional Secretary of Ministry of Commerce. |
| 1(3)(b) (iv) | University Teacher who has educational background in Economics or Commerce or Business Studies or Law; or | | | Mr. Prof. Mamtaz Uddin Ahmed, Dr. AFM Abdul Moyeen, Dr. Muhammad Saifuddin Khan, Dr. Melita Mehjabeen are teachers of Dhaka University. |
| 1(3)(b) (v) | Professional who is or was an advocate practicing at least in the High Court Division of Bangladesh Supreme Court or a Chartered Accountant or Cost and Management Accountant or Chartered Financial Analyst or Chartered Certified Accountant or Certified Public Accountant or Chartered Management Accountant or Chartered Secretary or equivalent qualification; | | | |
| 1(3)(c) | The independent director shall have at least 10 (ten) years of experiences in any field mentioned in clause (b); | | | |
| 1(3)(d) | In special cases, the above qualifications or experiences may be relaxed subject to prior approval of the Commission; | Not Applicable | | |
| 1(4)(a) | Duality of Chairperson of the Board of Directors and Managing Director or Chief Executive Officer The positions of the Chairperson of the Board and the Managing Director (MD) and/or Chief Executive Officer (CEO) of the company shall be filled by different individuals; | ✓ | | Chairman of the Board and CEO are different individuals. |
| 1(4)(b) | The Managing Director (MD) and/or Chief Executive Officer (CEO) of a listed company shall not hold the same position in another listed company; | ✓ | | CEO does not hold the same position in another company. |
| 1(4)(c) | The Chairperson of the Board shall be elected from among the non-executive directors of the company; | ✓ | | Applied |
| 1(4)(d) | The Board shall clearly define respective roles and responsibilities of the Chairperson and the Managing Director and/or Chief Executive Officer; | ✓ | | |



| Condition No. | Title | Compliance Status (Put \checkmark in the appropriate column) | | Remarks (if any) |
|---------------|--|--|--|---|
| 1(4)(e) | In the absence of the Chairperson of the Board, the remaining members may elect one of themselves from non-executive directors as Chairperson for that particular Board's meeting; the reason of absence of the regular Chairperson shall be duly recorded in the minutes. | \checkmark | | Applied |
| 1(5)(i) | The Directors' Report to Shareholders The Board of the company shall include the following additional statements or disclosures in the Directors' Report prepared under section 184 of the Companies Act, 1994 (Act No. XVIII of 1994) An industry outlook and possible future developments in the industry. | \checkmark | | The Directors Report Complies with the guidelines. |
| 1(5)(ii) | The Segment-wise or product-wise performance | \checkmark | | Do |
| 1(5)(iii) | Risks and concerns including internal and external risk factors, threat to sustainability and negative impact on environment, if any; | \checkmark | | Do |
| 1(5)(iv) | A discussion on Cost of Goods sold, Gross Profit Margin and Net Profit Margin where applicable; | \checkmark | | Do |
| 1(5)(v) | A discussion on continuity of any extraordinary activities and their implications (gain or loss); | not applicable | | Do |
| 1(5)(vi) | A detailed discussion on related party transactions along with a statement showing amount, nature of related party, nature of transactions and basis of transactions of all related party transactions; | \checkmark | | Financial statement note no. 36. |
| 1(5)(vii) | A statement of utilization of proceeds raised through public issues, rights issues and/or any other instruments; | not applicable | | Company does not raise any public issues, rights issues and/or any other instruments during the year. |
| 1(5)(viii) | An explanation if the financial results deteriorate after the company goes for Initial Public Offering (IPO), Repeat Public Offering (RPO), Rights Share Offer, Direct Listing, etc.; | not applicable | | Do |
| 1(5)(ix) | An explanation on any significant variance that occurs between Quarterly Financial performances and Annual Financial Statements; | not applicable | | |
| 1(5)(x) | A statement of remuneration paid to the directors including independent directors; | \checkmark | | Included in the Accounts note no 36. |
| 1(5)(xi) | A statement that the financial statements prepared by the management of the issuer company present fairly its state of affairs, the result of its operations, cash flows and changes in equity; | \checkmark | | The Directors report complied with the guidelines. |
| 1(5)(xii) | A statement that proper books of account of the issuer company have been maintained; | \checkmark | | Do |
| 1(5)(xiii) | A statement that appropriate accounting policies have been consistently applied in preparation of the financial statements and that the accounting estimates are based on reasonable and prudent judgment; | \checkmark | | Do |
| 1(5)(xiv) | A statement that International Accounting Standards (IAS) or International Financial Reporting Standards (IFRS), as applicable in Bangladesh, have been followed in preparation of the financial statements and any departure there from has been adequately disclosed; | \checkmark | | Do |
| 1(5)(xv) | A statement that the system of internal control is sound in design and has been effectively implemented and monitored; | \checkmark | | Do |



| Condition No. | Title | Compliance Status (Put \checkmark in the appropriate column) | | Remarks (if any) |
|----------------|--|--|--|--|
| 1(5)(xvi) | A statement that minority shareholders have been protected from abusive actions by, or in the interest of, controlling shareholders acting either directly or indirectly and have effective means of redress | \checkmark | | Applied |
| 1(5)(xvii) | A statement that there is no significant doubt upon the issuer company's ability to continue as a going concern, if the issuer company is not considered to be a going concern, the fact along with reasons there of shall be disclosed; | \checkmark | | The Directors report complied with the guidelines. The company has taken decision of closure of mill and retrenched the staff and workers from 8/10/2019 and reopened on 15 th June 2021. |
| 1(5)(xviii) | An explanation that significant deviations from the last year's operating results of the issuer company shall be highlighted and the reasons thereof shall be explained; | \checkmark | | Do |
| 1(5)(xix) | A statement where key operating and financial data of at least preceding 5 (five) years shall be summarized; | \checkmark | | Do |
| 1(5)(xx) | An explanation on the reasons if the issuer company has not declared dividend (cash or stock) for the year; | Not Applicable | | The Company declared 1% interim Cash Dividend. |
| 1(5)(xxi) | Board's statement to the effect that no bonus share or stock dividend has been or shall be declared as interim dividend; | Not Applicable | | The Company declared 1% interim Cash Dividend. |
| 1(5)(xxii) | The total number of Board meetings held during the year and attendance by each director. | \checkmark | | Stated in the annexure on to the directors report. |
| 1(5)(xxiii)(a) | A report on the pattern of shareholding disclosing the aggregate number of shares (along with name-wise details where stated below) held by:- Parent or Subsidiary or Associated Companies and other related parties (name wise details) | \checkmark | | The Board of Directors are not holding at least 30% of its share. |
| 1(5)(xxiii)(b) | Directors, Chief Executive Officer, Company Secretary, Chief Financial Officer, Head of Internal Audit and Compliance and their spouses and minor children (name-wise details); | \checkmark | | Do |

| | | | | |
|----------------|---|--------------|--|--|
| 1(5)(xxiii)(c) | Executives; and | \checkmark | | Do |
| 1(5)(xxiii)(d) | Shareholders holding ten percent (10%) or more voting interest in the company (name-wise details); Explanation: For the purpose of this clause, the expression 'executive' means top 5 (Five) salaried employees of the company, other than the Directors, Chief Executive Officer, Company Secretary, Chief Financial Officer and head of Internal Audit and Compliance. | None | | There is none those are holding 10% or more votes. |
| 1(5)(xxiv)(a) | In case of the appointment or reappointment of a director, a disclosure on the following information to the shareholders: - A brief resume of the director | \checkmark | | Stated in the directors report. |
| 1(5)(xxiv)(b) | Nature of his/her expertise in specific functional areas and | \checkmark | | Do |
| 1(5)(xxiv)(c) | Names of companies in which the person also holds the directorship and the membership of committees of the board. | \checkmark | | Do |
| 1(5)(xxv)(a) | A Management's Discussion and Analysis signed by CEO or MD presenting detailed analysis of the | \checkmark | | |



| | | | | |
|--------------|---|----------------|--|--|
| 1(5)(xxv)(a) | company's position and operations along with a brief discussion of changes in the financial statements, among others, focusing on: accounting policies and estimation for preparation of financial statements; | √ | | Stated in notes to the financial statements no. 2 |
| 1(5)(xxv)(b) | changes in accounting policies and estimation, if any, clearly describing the effect on financial performance or results and financial position as well as cash flows in absolute figure for such changes; | not Applicable | | |
| 1(5)(xxv)(c) | comparative analysis (including effects of inflation) of financial performance or results and financial position as well as cash flows for current financial year with immediate preceding five years explaining reasons thereof; | √ | | Stated in the audited accounts of the report. |
| 1(5)(xxv)(d) | compare such financial performance or results and financial position as well as cash flows with the peer industry scenario; | | | |
| 1(5)(xxv)(e) | briefly explain the financial and economic scenario of the country and the globe; | | | |
| 1(5)(xxv)(f) | risks and concerns issues related to the financial statements, explaining such risk and concerns mitigation plan of the company; and | | | |
| 1(5)(xxv)(g) | future plan or projection or forecast for company's operation, performance and financial position, with justification thereof, i.e., actual position shall be explained to the shareholders in the next AGM; | | | |
| 1(5)(xxvi) | Declaration or certification by the CEO and the CFO to the Board as required under condition No. 3(3) shall be disclosed as per Annexure-A; and | √ | | |
| 1(5)(xxvii) | The report as well as certificate regarding compliance of conditions of this Code as required under condition No. 9 shall be disclosed as per Annexure-B and Annexure-C | √ | | |
| 1(6) | Meetings of the Board of Directors The company shall conduct its Board meetings and record the minutes of the meetings as well as keep required books and records in line with the provisions of the relevant Bangladesh Secretarial Standards (BSS) as adopted by the Institute of Chartered Secretaries of Bangladesh (ICSB) in so far as those standards are not inconsistent with any condition of this Code. | √ | | Applied |
| 1(7)(a) | Code of Conduct for the Chairperson, other Board members and Chief Executive Officer The Board shall lay down a code of conduct, based on the recommendation of the Nomination and Remuneration Committee (NRC) at condition No. 6, for the Chairperson of the Board, other board members and Chief Executive Officer of the company; | | | Nomination and Remuneration Committee (NRC) has been formed. |
| 1(7)(b) | The code of conduct as determined by the NRC shall be posted on the website of the company including, among others, prudent conduct and behavior; confidentiality; conflict of interest; compliance with laws, rules and regulations; prohibition of insider trading; relationship with environment, employees, customers and suppliers; and independency. | | | Code of Conduct of the committee is not posted on the web side having completion the same. |
| 2(a) | Governance of Board of Directors of Subsidiary Company. - Provisions relating to the composition of the Board of the holding company shall be made applicable to the composition of the Board of the | Not Applicable | | |



| | | | | |
|---------|---|----------------|--|--|
| | subsidiary company; | | | |
| 2(b) | At least 1 (one) independent director on the Board of the holding company shall be a director on the Board of the subsidiary company; | Not Applicable | | |
| 2 (c) | The minutes of the Board meeting of the subsidiary company shall be placed for review at the following Board meeting of the holding company; | Not Applicable | | |
| 2 (d) | The minutes of the respective Board meeting of the holding company shall state that they have reviewed the affairs of the subsidiary company also; | Not Applicable | | |
| 2(e) | The Audit Committee of the holding company shall also review the financial statements, in particular the investments made by the subsidiary company. | Not Applicable | | |
| 3(1)(a) | Managing Director (MD) or Chief Executive Officer (CEO), Chief Financial Officer (CFO), Head of Internal Audit and Compliance (HIAC) and Company Secretary (CS).- Appointment The Board shall appoint a Managing Director (MD) or Chief Executive Officer (CEO), a Company Secretary (CS), a Chief Financial Officer (CFO) and a Head of Internal Audit and Compliance (HIAC); | ✓ | | Complied with the guideline |
| 3(1)(b) | The positions of the Managing Director (MD) or Chief Executive Officer (CEO), Company Secretary (CS), Chief Financial Officer (CFO) and Head of Internal Audit and Compliance (HIAC) shall be filled by different individuals; | ✓ | | In case of HIAC, Mr. Sharif Abu Bakar, Audit Officer is as acting as Head of the Audit Department. |
| 3(1)(c) | The MD or CEO, CS, CFO and HIAC of a listed company shall not hold any executive position in any other company at the same time; | Not Applicable | | Does not hold any executive position in any other company at the same time; |
| 3(1)(d) | The Board shall clearly define respective roles, responsibilities and duties of the CFO, the HIAC and the CS; | ✓ | | |
| 3(1)(e) | The MD or CEO, CS, CFO and HIAC shall not be removed from their position without approval of the Board as well as immediate dissemination to the Commission and stock exchange(s). | ✓ | | Will be followed |
| 3(2) | Requirement to attend the Board Meetings The MD or CEO, CS, CFO and HIAC of the company shall attend the meetings of the Board: Provided that the CS, CFO and/or the HIAC shall not attend such part of a meeting of the Board which involves consideration of an agenda item relating to their personal matters. | ✓ | | In Practice |
| 3(3)(a) | Duties of Managing Director (MD) or Chief Executive Officer (CEO) and Chief Financial Officer (CFO) The MD or CEO and CFO shall certify to the Board that they have reviewed financial statements for the year and that to the best of their knowledge and belief: i. these statements do not contain any materially untrue statement or omit any material fact or contain statements that might be misleading; and ii. these statements together present a true and fair view of the company's affairs and are in compliance with existing accounting standards and applicable laws; | | | CEO and CFO certified to the Board during finalization of Financial Statement which is stated in the "Directors' declaration as to financial statements in the Directors' Report." |



| | | | | |
|---------|---|---|--|---|
| 3(3)(b) | The MD or CEO and CFO shall also certify that there are, to the best of knowledge and belief, no transactions entered into by the company during the year which are fraudulent, illegal or in violation of the code of conduct for the company's Board or its members; | ✓ | | Do |
| 3(3)(c) | The certification of the MD or CEO and CFO shall be disclosed in the Annual Report. | ✓ | | Do |
| 4.0 | Board of Directors' Committee - For ensuring good governance in the company, the Board shall have at least following sub-committees: iii. Audit Committee; and iv. Nomination and Remuneration Committee. | ✓ | | The Company have the following sub committees i. Audit Committee. ii. Nomination and Remuneration committee |
| 5(1)(a) | Audit Committee Responsibility to the Board of Directors. The company shall have an Audit Committee as a sub-committee of the Board; | ✓ | | In Practice |
| 5(1)(b) | The Audit Committee shall assist the Board in ensuring that the financial statements reflect true and fair view of the state of affairs of the company and in ensuring a good monitoring system within the business; | ✓ | | In Practice |
| 5(1)(c) | The Audit Committee shall be responsible to the Board; the duties of the Audit Committee shall be clearly set forth in writing. | ✓ | | In Practice |
| 5(2)(a) | Constitution of Audit Committee The Audit Committee shall be composed of at least 3 (three) members; | ✓ | | The Audit Committee is composed with 4 (four) members. |
| 5(2)(b) | The Board shall appoint members of the Audit Committee who shall be non-executive directors of the company excepting Chairperson of the Board and shall include at least 1 (one) independent director; | ✓ | | The members of the Audit Committee are appointed by the board who are Directors and which includes 2 (two) Independent Directors. |
| 5(2)(c) | All members of the audit committee should be "financially literate" and at least 1 (one) member shall have accounting or related financial management background and 10 (ten) years of such experience; Explanation: The term 'financially literate' means the ability to read and understand the financial statements like statement of financial position, statement of comprehensive income, statement of changes in equity and cash flows statement and a person will be considered to have accounting or related financial management expertise if he or she possesses professional qualification or Accounting or Finance graduate with at least 12 (twelve) years of corporate management or professional experiences. | ✓ | | Based on the academic qualification and professional experiences, the Board reviewed and considered that all the existing members of the Audit Committee are "Financially Literate" and they have 'Related Financial Management experience' as per BSEC notification. |
| 5(2)(d) | When the term of service of any Committee member expires or there is any circumstance causing any Committee member to be unable to hold office before expiration of the term of service, thus making the number of the Committee members to be lower than the prescribed number of 3 (three) persons, the Board shall appoint the new Committee member to fill up the vacancy immediately or not later than 1 (one) month from the date of vacancy in the Committee to ensure continuity of the performance of work of the Audit Committee; | ✓ | | In practice |



| | | | | |
|---------|---|---|--|---|
| 5(2)(e) | The company secretary shall act as the secretary of the Committee; | √ | | In practice |
| 5(2)(f) | The quorum of the Audit Committee meeting shall not constitute without at least 1 (one) independent director. | √ | | In practice |
| 5(3)(a) | <i>Chairman of the Audit Committee</i> The Board shall select 1 (one) member of the Audit Committee to be Chairperson of the Audit Committee, who shall be an independent director; | √ | | The members of the Audit Committee are appointed by the board who are Directors and which includes 2 (two) Independent Directors. |
| 5(3)(b) | In the absence of the Chairperson of the Audit Committee, the remaining members may elect one of themselves as Chairperson for that particular meeting, in that case there shall be no problem of constituting a quorum as required under condition No. 5(4)(b) and the reason of absence of the regular Chairperson shall be duly recorded in the minutes. | √ | | Will follow |
| 5(3)(c) | Chairperson of the Audit Committee shall remain present in the Annual General Meeting (AGM). Provided that in absence of Chairperson of the Audit Committee, any other member from the Audit Committee shall be selected to be present in the annual general meeting (AGM) and reason for absence of the Chairperson of the Audit Committee shall be recorded in the minutes of the AGM. | √ | | In Practice |
| 5(4)(a) | <i>Meeting of the Audit Committee</i> The Audit Committee shall conduct at least its four meetings in a financial year: Provided that any emergency meeting in addition to regular meeting may be convened at the request of any one of the members of the Committee; | √ | | In Practice As per Annexure xxii |
| 5(4)(b) | The quorum of the meeting of the Audit Committee shall be constituted in presence of either two members of two-third of the members of the Audit Committee, whichever is higher, where presence of an independent director is a must. | √ | | Will follow |
| 5(5)(a) | <i>Role of Audit Committee shall include the following:</i> Oversee the financial reporting process; | √ | | In Practice |
| 5(5)(b) | Monitor choice of accounting policies and principles; | √ | | In Practice |
| 5(5)(c) | Monitor Internal Audit and Compliance process to ensure that it is adequately resourced, including approval of the Internal Audit and Compliance Plan and review of the Internal Audit and Compliance Report; | √ | | In Practice |
| 5(5)(d) | oversee hiring and performance of external auditors; | √ | | In Practice |
| 5(5)(e) | Hold meeting with the external or statutory auditors for review of the annual financial statements before submission to the Board for approval or adoption; | √ | | In Practice |
| 5(5)(f) | Review along with the management, the annual financial statements before submission to the Board for approval; | √ | | In Practice |
| 5(5)(g) | Review along with the management, the quarterly and half yearly financial statements before submission to the Board for approval; | √ | | In Practice |
| 5(5)(h) | Review the adequacy of internal audit function; | √ | | In Practice |
| 5(5)(i) | Review the Management's Discussion and Analysis before disclosing in the Annual Report; | √ | | In Practice |
| 5(5)(j) | Review statement of all related party transactions | √ | | In Practice |



| | | | | |
|----------------|--|----------------|--|---|
| | submitted by the management; | | | |
| 5(5)(k) | Review Management Letters or Letter of Internal Control weakness issued by statutory auditors; | ✓ | | In Practice |
| 5(5)(l) | Oversee the determination of audit fees based on scope and magnitude, level of expertise deployed and time required for effective audit and evaluate the performance of external auditors; and | ✓ | | In Practice |
| 5(5)(m) | Oversee whether the proceeds raised through Initial Public Offering (IPO) or Repeat Public Offering (RPO) or Rights Share Offer have been utilized as per the purposes stated in relevant offer document or prospectus approved by the Commission. Provided that the management shall disclose to the Audit Committee about the uses or applications of the proceeds by major category (capital expenditure, sales and marketing expenses, working capital, etc.), on a quarterly basis, as a part of their quarterly declaration of financial results: Provided further that on an annual basis, the company shall prepare a statement of the proceeds utilized for the purposes other than those stated in the offer document or prospectus for publication in the Annual Report along with the comments of the Audit Committee. | Not Applicable | | There was no IPO/RPO/Rights Issue during the period. |
| 5(6)(a)(i) | Reporting of the Audit Committee <i>Reporting to the Board of Directors</i> The Audit Committee shall report on its activities to the Board. | ✓ | | In Practice |
| 5(6)(a)(ii)(a) | The Audit Committee shall immediately report to the Board on the following findings, if any:- Report on conflicts of interests | Not Applicable | | There was no reportable case of conflict of interest in 2021. |
| 5(6)(a)(ii)(b) | Suspected or presumed fraud or irregularity or material defect identified in the internal audit and compliance process or in the financial statements; | Not Applicable | | There was no such case in the year. |
| 5(6)(a)(ii)(c) | Suspected infringement of laws, regulatory compliances including securities related laws, rules and regulations; and | Not Applicable | | Do |
| 5(6)(a)(ii)(d) | Any other matter which the Audit Committee deems necessary shall be disclosed to the Board immediately; | Not Applicable | | Do |
| 5(6)(b) | Reporting to the Authorities If the Audit Committee has reported to the Board about anything which has material impact on the financial condition and results of operation and has discussed with the Board and the management that any rectification is necessary and if the Audit Committee finds that such rectification has been unreasonably ignored, the Audit Committee shall report such finding to the Commission, upon reporting of such matters to the Board for three times or completion of a period of 6 (six) months from the date of first reporting to the Board, whichever is earlier. | Not Applicable | | |
| 5(7) | Reporting to the Shareholders and General Investors- Report on activities carried out by the Audit Committee, including any report made to the Board under condition No. 5(6)(a)(ii) above during the year, shall be signed by the Chairperson of the Audit Committee and disclosed in the annual report of the issuer company. | Not Applicable | | |



| | | | | |
|---------|--|---|--|-------------|
| 6(1)(a) | Nomination and Remuneration Committee (NRC).- Responsibility to the Board of Directors The company shall have a Nomination and Remuneration Committee (NRC) as a sub-committee of the Board; | ✓ | | |
| 6(1)(b) | The NRC shall assist the Board in formulation of the nomination criteria or policy for determining qualifications, positive attributes, experiences and independence of directors and top level executive as well as a policy for formal process of considering remuneration of directors, top level executive; | ✓ | | In Practice |
| 6(1)(c) | The Terms of Reference (ToR) of the NRC shall be clearly set forth in writing covering the areas stated at the condition No. 6(5)(b). | ✓ | | In Practice |
| 6(2)(a) | Constitution of the NRC The Committee shall comprise of at least three members including an independent director; | ✓ | | In Practice |
| 6(2)(b) | All members of the Committee shall be non-executive directors; | ✓ | | In Practice |
| 6(2)(c) | Members of the Committee shall be nominated and appointed by the Board; | ✓ | | In Practice |
| 6(2)(d) | The Board shall have authority to remove and appoint any member of the Committee; | ✓ | | In Practice |
| 6(2)(e) | In case of death, resignation, disqualification, or removal of any member of the Committee or in any other cases of vacancies, the board shall fill the vacancy within 180 (one hundred eighty) days of occurring such vacancy in the Committee; | ✓ | | In Practice |
| 6(2)(f) | The Chairperson of the Committee may appoint or co-opt any external expert and/or member(s) of staff to the Committee as advisor who shall be non-voting member, if the Chairperson feels that advice or suggestion from such external expert and/or member(s) of staff shall be required or valuable for the Committee; | ✓ | | In Practice |
| 6(2)(g) | The company secretary shall act as the secretary of the Committee; | ✓ | | In Practice |
| 6(2)(h) | The quorum of the NRC meeting shall not constitute without attendance of at least an independent director; | ✓ | | In Practice |
| 6(2)(i) | No member of the NRC shall receive, either directly or indirectly, any remuneration for any advisory or consultancy role or otherwise, other than Director's fees or honorarium from the company. | ✓ | | In Practice |
| 6(3)(a) | Chairperson of the NRC The Board shall select 1 (one) member of the NRC to be Chairperson of the Committee, who shall be an independent director; | ✓ | | In Practice |
| 6(3)(b) | In the absence of the Chairperson of the NRC, the remaining members may elect one of themselves as Chairperson for that particular meeting, the reason of absence of the regular Chairperson shall be duly recorded in the minutes; | ✓ | | In Practice |
| 6(3)(c) | The Chairperson of the NRC shall attend the annual general meeting (AGM) to answer the queries of the shareholders: Provided that in absence of Chairperson of the NRC, any other member from the NRC shall be selected to be present in the annual general meeting (AGM) for answering the shareholder's queries and reason for absence of the Chairperson of the NRC shall be recorded in the minutes of the AGM. | ✓ | | In Practice |
| 6(4)(a) | Meeting of the NRC The NRC shall conduct at least one meeting in a | ✓ | | In Practice |



| | | | | |
|---------------|---|---|--|-------------|
| | financial year; | | | |
| 6(4)(b) | The Chairperson of the NRC may convene any emergency meeting upon request by any member of the NRC; | √ | | In Practice |
| (4)(c) | The quorum of the meeting of the NRC shall be constituted in presence of either two members or two third of the members of the Committee, whichever is higher, where presence of an independent director is must as required under condition No. 6(2)(h); | √ | | In Practice |
| 6(4)(d) | The proceedings of each meeting of the NRC shall duly be recorded in the minutes and such minutes shall be confirmed in the next meeting of the NRC. | √ | | In Practice |
| 6(5)(a) | <i>Role of the NRC</i> NRC shall be independent and responsible or accountable to the Board and to the shareholders; | √ | | In Practice |
| 6(5)(b)(i)(a) | <i>NRC shall oversee, among others, the following matters and make report with recommendation to the Board:</i> Formulating the criteria for determining qualifications, positive attributes and independence of a director and recommend a policy to the Board, relating to the remuneration of the directors, top level executive, considering the following: the level and composition of remuneration is reasonable and sufficient to attract, retain and motivate suitable directors to run the company successfully; | √ | | In Practice |
| 6(5)(b)(i)(b) | the relationship of remuneration to performance is clear and meets appropriate performance benchmarks; and | √ | | In Practice |
| 6(5)(b)(i)(c) | Remuneration to directors, top level executive involves a balance between fixed and incentive pay reflecting short and long-term performance objectives appropriate to the working of the company and its goals; | √ | | In Practice |
| 6(5)(b)(ii) | devising a policy on Board's diversity taking into consideration age, gender, experience, ethnicity, educational background and nationality; | √ | | In Practice |
| 6(5)(b)(iii) | identifying persons who are qualified to become directors and who may be appointed in top level executive position in accordance with the criteria laid down, and recommend their appointment and removal to the Board; | √ | | In Practice |

| | | | | |
|-------------|--|---|--|-------------|
| 6(5)(b)(iv) | formulating the criteria for evaluation of performance of independent directors and the Board; | √ | | In Practice |
| 6(5)(b)(v) | identifying the company's needs for employees at different levels and determine their selection, transfer or replacement and promotion criteria; and | √ | | In Practice |
| 6(5)(b)(vi) | developing, recommending and reviewing annually the company's human resources and training policies; | √ | | In Practice |
| 6(5)(c) | The company shall disclose the nomination and remuneration policy and the evaluation criteria and activities of NRC during the year at a glance in its annual report. | √ | | In Practice |
| 7(1)(i) | <i>External or Statutory Auditors.</i> The issuer company shall not engage its external or statutory auditors to perform the following services of the company, namely:-Appraisal or valuation services or fairness opinions; | √ | | |
| 7(1)(ii) | Financial information systems design and implementation; | √ | | |



| | | | | |
|------------|---|---|--|--|
| 7(1)(iii) | Book-keeping or other services related to the accounting records or financial statements; | ✓ | | |
| 7(1)(iv) | Broker-dealer services; | ✓ | | |
| 7(1)(v) | Actuarial services; | ✓ | | |
| 7(1)(vi) | Internal audit services or special audit services; | ✓ | | |
| 7(1)(vii) | Any service that the Audit Committee determines; | ✓ | | |
| 7(1)(viii) | Audit or certification services on compliance of corporate governance as required under condition No. 9(1);and | ✓ | | |
| 7(1)(ix) | Any other service that creates conflict of interest. | ✓ | | |
| 7(2) | No partner or employees of the external audit firms shall possess any share of the company they audit at least during the tenure of their audit assignment of that company; his or her family members also shall not hold any shares in the said company: Provided that spouse, son, daughter, father, mother, brother, sister, son-in-law and daughter-in-law shall be considered as family members. | ✓ | | |
| 7(3) | Representative of external or statutory auditors shall remain present in the Shareholders Meeting (Annual General Meeting or Extraordinary General Meeting) to answer the queries of the shareholders. | ✓ | | |
| 8(1) | <i>Maintaining a website by the Company.</i> - The company shall have an official website linked with the website of the stock exchange. | ✓ | | |
| 8(2) | The company shall keep the website functional from the date of listing. | ✓ | | |
| 8(3) | The company shall make available the detailed disclosures on its website as required under the listing regulations of the concerned stock exchange(s). | ✓ | | |
| 9(1) | <i>Reporting and Compliance of Corporate Governance.</i> - The company shall obtain a certificate from a practicing Professional Accountant or Secretary (Chartered Accountant or Cost and Management Accountant or Chartered Secretary) other than its statutory auditors or audit firm on yearly basis regarding compliance of conditions of Corporate Governance Code of the Commission and shall such certificate shall be disclosed in the Annual Report. | | | Certificate of compliance of corporate Governance obtained from ARTISAN-Chartered Accountant. |
| 9(2) | The professional who will provide the certificate on compliance of this Corporate Governance Code shall be appointed by the shareholders in the annual general meeting. | | | Approval of appoint of Corporate Governance Auditor for the year 2021-2022 will be taken from the shareholders in the 39 th Annual General Meeting. |
| 9(3) | The directors of the company shall state, in accordance with the Annexure-C attached, in the directors' report whether the company has complied with these conditions or not. | | | Stated in the directors report in serial no. xxvii |





SHIRAZ KHAN BASAK & CO.

CHARTERED ACCOUNTANTS

(An associate firm of D. N. Gupta & Associates)

R. K. TOWER (LEVEL-10 & 6)
86, Bir Uttam C.R. Datta Road
(312, Sonargaon Road), Dhaka-1205
Tel : 88-02-9635139, 88-02-9673597
Mobile : 01552-575775, 01711-520770
01922-117370, 01757-941837
01312-501076, 01711-535885
01645-738747, 01920-719463
E-mail : shirazkhanbasak@yahoo.com
Website : www.shirazkhanbasak.bd.com

**Independent Auditor's Report
To the shareholders of
Alhaj Textile Mills Ltd.
Report on the Audit of the Financial Statements**

Opinion

We have audited the financial statements of **Alhaj Textile Mills Limited** (the Company), which comprise the Statement of Financial Position as at 30 June, 2021, and Statement of Comprehensive Income, Statement of Changes in Equity and Statement of Cash Flows for the year then ended, and notes to the financial statements, including a summary of significant accounting policies and other explanatory information.

In our opinion, the accompanying financial statements give true and fair view, in all material respects, of the financial position of the company as at 30 June 2021, and its financial performance and its cash flows for the year then ended in accordance with International Financial Reporting Standards (IFRS), The Companies Act 1994, The Securities and Exchange Rules 1987 and other applicable laws and regulations.

Basis for Opinion

We conducted our audit in accordance with International Standards on Auditing (ISAs). Our responsibilities under those standards are further described in the Auditors' Responsibilities for the Audit of the Financial Statements section of our report. We are independent of the company in accordance with the 'International Ethics Standards Board for Accountants' Code of Ethics for Professional Accountants (IESBA code) together with the ethical requirements that are relevant to our audit of the financial statements in Bangladesh, and we have fulfilled our other ethical responsibilities in accordance with the IESBA Code. We believe that the audit evidence we have obtained is sufficient and appropriate to provide a basis for our opinion.

Emphasis of matter

In our opinion, we have considered the adequacy of disclosure in the financial statement in the light of such, we would like to draw attention of the users of these financial statement on the below matters:

- 1) As disclosed in note no- 14.01, the case with Agrani Bank Limited is still pending with the Honorable Supreme Court of Bangladesh. Thus, amount received from Agrani Bank Limited against the legal claim is considered as liability and this amount is kept as FDR as disclosed in Note no- 8.
- 2) The company restarted its production from 15th June 2021 as disclosed in Note no-43.00 .

Key Audit Matters

Key audit matters are those matters that, in our professional judgment, were of most significance in our audit of the financial statements of the current period. These matters were addressed in the context of our audit of the financial statements as a whole, and in forming our opinion thereon, and we do not provide a separate opinion on these matters.





SHIRAZ KHAN BASAK & CO.

CHARTERED ACCOUNTANTS

(An associate firm of D. N. Gupta & Associates)

R. K. TOWER (LEVEL-10 & 6)
86, Bir Uttam C.R. Datta Road
(312, Sonargaon Road), Dhaka-1205
Tel : 88-02-9635139, 88-02-9673597
Mobile : 01552-575775, 01711-520770
01922-117370, 01757-941837
01312-501076, 01711-535885
01645-738747, 01920-719463
E-mail : shirazkhanbasak@yahoo.com
Website : www.shirazkhanbasak.bd.com

| Risk | Our response to the risk |
|--|---|
| Revenue Recognition At year end the reported total revenue of Tk. 152,453,365 The company generates revenue from sale of goods to local customers. We identified revenue recognition as key audit matter as it is one of the key performance indicators of the Company, which give rise to an inherent risk of the existence and the accuracy of the revenue. | We have tested the design and operating effectiveness of key controls focusing on the following <ul style="list-style-type: none"> ➤ Obtaining an understanding of and assessing the design and operating effectiveness of controls designed to ensure that revenue is recognized in the appropriate accounting period. ➤ Segregation of duties in invoice creation and modification and timing of revenue recognition. ➤ Assessing the appropriateness of the Company's accounting policies for revenue recognition and compliance of those policies with applicable accounting standards. ➤ Obtain supporting documentation for sale transaction recorded either side of year end to determine whether revenue was recognized in the current period. ➤ Comparing a sample of revenue transactions recognized during the year with the sale invoices and other relevant underlying documentation. ➤ Critically assessing manual journals posted to revenue to identify unusual or irregular items, and finally assessed the appropriateness and presentation of disclosures against relevant accounting standards. |
| See note no 25.00 to the statement of comprehensive income. | |





SHIRAZ KHAN BASAK & CO.

CHARTERED ACCOUNTANTS

(An associate firm of D. N. Gupta & Associates)

R. K. TOWER (LEVEL-10 & 6)
86, Bir Uttam C.R. Datta Road
(312, Sonargaon Road), Dhaka-1205
Tel : 88-02-9635139, 88-02-9673597
Mobile : 01552-575775, 01711-520770
01922-117370, 01757-941837
01312-501076, 01711-535885
01645-738747, 01920-719463
E-mail : shirazkhanbasak@yahoo.com
Website : www.shirazkhanbasak.bd.com

| | |
|---|---|
| <p>Valuation of inventory</p> <p>The inventory of Tk. 89,554,040 as at 30 June, 2021 held in warehouses and factory.</p> <p>Inventories are carried at the lower of cost and net realizable value. As a result, the Directors apply judgment in determining the appropriate values for slow-moving or obsolete items.</p> | <p>We challenged the appropriateness of management's assumptions applied in calculating the value of the inventory provision by:</p> <ul style="list-style-type: none"> ➤ Evaluating the design and implementation of key inventory controls operating across the factory and warehouse. ➤ Attending inventory counts and reconciling the count results to the inventory listing to test the completeness of data. ➤ Reviewing the historical accuracy of inventory provisioning and the level of inventory write-offs during the year; and challenging the completeness of inventory provisions through assessing actual and forecast sales of inventory lines to assess whether provisions for slow moving/obsolete stock are valid and complete. ➤ Comparing the net realizable value obtained through a detailed review of sales subsequent to the year-end, to the cost price of a sample of inventories and comparison to the associated provision to assess whether inventory provisions are complete. |
| See note no. 5.00 to the financial statements | |
| <p>Fixed deposit with Bank</p> <p>Amount received against legal claim from Agrani Bank Limited was kept as Fixed Deposit with Banks. Interest generated from the fixed deposits account for a considerable amount of total income so the deposits are vital and relevant rate of interest and income are key matters for the company.</p> <p>Total fixed deposits of the Company at 30 June 2021 was Tk. 597,488,591</p> | <p>We additionally carried out the following substantive testing for this item:</p> <ul style="list-style-type: none"> ➤ Obtained Fixed Deposit Schedule and checked physical existence of Fixed Deposit. ➤ Obtained Fixed Deposit bank statement and verified with Fixed Deposit schedule and checked calculation of Fixed Deposit interest and income recognized. ➤ Encashed Fixed Deposit were checked with Bank statement and confirmation were taken. <p>Finally assessed the appropriateness and presentation of disclosures against relevant accounting Standards, IAS and other applicable rules and regulations and regulatory guidelines</p> |
| See note no 8.00 to the financial statements | |





SHIRAZ KHAN BASAK & CO.

CHARTERED ACCOUNTANTS

(An associate firm of D. N. Gupta & Associates)

R. K. TOWER (LEVEL-10 & 6)
86, Bir Uttam C.R. Datta Road
(312, Sonargaon Road), Dhaka-1205
Tel : 88-02-9635139, 88-02-9673597
Mobile : 01552-575775, 01711-520770
01922-117370, 01757-941837
01312-501076, 01711-535885
01645-738747, 01920-719463
E-mail : shirazkhanbasak@yahoo.com
Website : www.shirazkhanbasak.bd.com

| Other Current Liabilities | |
|--|--|
| <p>The Company reports the balance of other current liabilities amount of Tk. 459,101,790 as at 30 June, 2021. Which includes legal claim money received from Agrani Bank Ltd.</p> <p>Creditors balances have significant impact on net assets value of the company and due to the nature of claim we considered it to be significant to the financial statements.</p> | <p>We carried out the following substantive testing for this item:</p> <ul style="list-style-type: none">➤ We tested and obtained available relevant papers and record.➤ Reviewed the adjustments and movements procedures and issues.➤ Finally assessed the requirement of regular and intime adjustments of transaction. |
| See note no. 18.00 to the financial statements | |

Other Information

Management is responsible for the other information. The other information comprises all of the information in the annual report other than the financial statements and our auditor's report thereon. The directors are responsible for the other information.

Our opinion on the financial statements does not cover the other information and we do not express any form of assurance conclusion thereon.

In connection with our audit of the financial statements, our responsibility is to read the other information and , in doing so, consider whether the other information is materially inconsistent with the financial statements or our knowledge obtained in the audit or otherwise appears to be materially misstated. If, based on the work we have performed, we conclude that there is a material misstatement of this other information we are required to report that fact. We have nothing to report in this regard.

Responsibilities of Management and Those Charged with Governance for the Financial Statements and Internal Controls

Management is responsible for the preparation and fair presentation of the financial statements in accordance with IFRSs, The Companies Act 1994, The Securities and Exchange Rules 1987 and other applicable laws and regulations and for such internal control as management determines is necessary to enable the preparation of financial statements that are free from material misstatement, whether due to fraud or error. The Companies Act, 1994 require the management to ensure effective internal audit, internal control and risk management functions of the company.

In preparing the financial statements, management is responsible for assessing the company's ability to continue as a going concern, disclosing, as applicable, matters related to going concern and using the going concern basis





SHIRAZ KHAN BASAK & CO.

CHARTERED ACCOUNTANTS

(An associate firm of D. N. Gupta & Associates)

R. K. TOWER (LEVEL-10 & 6)
86, Bir Uttam C.R. Datta Road
(312, Sonargaon Road), Dhaka-1205
Tel : 88-02-9635139, 88-02-9673597
Mobile : 01552-575775, 01711-520770
01922-117370, 01757-941837
01312-501076, 01711-535885
01645-738747, 01920-719463
E-mail : shirazkhanbasak@yahoo.com
Website : www.shirazkhanbasak.bd.com

of accounting unless management either intends to liquidate the company or to cease operations, or has no realistic alternative but to do so.

Those charged with governance are responsible for overseeing the company's financial reporting process.

Auditor's Responsibilities for the Audit of the Financial Statements

Our objectives are to obtain reasonable assurance about whether the financial statements as a whole are free from material misstatement, whether due to fraud or error, and to issue an auditor's report that includes our opinion. Reasonable assurance is a high level of assurance, but is not a guarantee that an audit conducted in accordance with ISAs will always detect a material misstatement when it exists. Misstatements can arise from fraud or error and are considered material if, individually or in the aggregate, they could reasonably be expected to influence the economic decisions of users taken on the basis of these financial statements.

As part of an audit in accordance with ISAs, we exercise professional judgment and maintain professional skepticism throughout the audit. We also:

- Identify and assess the risks of material misstatement of the financial statements, whether due to fraud or error, design and perform audit procedures responsive to those risks, and obtain audit evidence that is sufficient and appropriate to provide a basis for our opinion. The risk of not detecting a material misstatement resulting from fraud is higher than for one resulting from error, as fraud may involve collusion, forgery, intentional omissions, misrepresentations, or the override of internal control.
- Obtain an understanding of internal control relevant to the audit in order to design audit procedures that are appropriate in circumstances.
- Evaluate the appropriateness of accounting policies used and the reasonableness of accounting estimates and related disclosures made by management.
- Conclude on the appropriateness of management's use of the going concern basis accounting and, based on the audit evidence obtained, whether a material uncertainty exists related to events or conditions that may cast significant doubt on the Company's ability to continue as a going concern. If we conclude that a material uncertainty exists, we are required to draw attention in our auditor's report to the related disclosures in the financial statements or, if such disclosures are inadequate, to modify our opinion. Our conclusions are based on the audit evidence obtained up to the date of our auditor's report. However, future events or conditions may cause the company to cease to continue as a going concern.
- Evaluate the overall presentation, structure and content of the financial statements, including the disclosures, and whether the financial statements represent the underlying transactions and event in a manner that achieves fair presentation.
- Obtain sufficient appropriate audit evidence regarding the financial information of the entities or business activities within the company to express an opinion on the financial statements we are responsible for the direction, supervision and performance of the company audit. We solely responsible for our audit opinion.

We communicate with those charged with governance regarding, among other matters, the planned scope and timing of the audit and significant audit findings, including any significant deficiencies in internal control that we identify during our audit.





SHIRAZ KHAN BASAK & CO.

CHARTERED ACCOUNTANTS

(An associate firm of D. N. Gupta & Associates)

R. K. TOWER (LEVEL-10 & 6)
86, Bir Uttam C.R. Datta Road
(312, Sonargaon Road), Dhaka-1205
Tel : 88-02-9635139, 88-02-9673597
Mobile : 01552-575775, 01711-520770
01922-117370, 01757-941837
01312-501076, 01711-535885
01645-738747, 01920-719463
E-mail : shirazkhanbasak@yahoo.com
Website : www.shirazkhanbasak.bd.com

We also provide those charged with governance with a statement that we have complied with relevant ethical requirements regarding independence, and communicate with them all relationships and other matters that may reasonably be thought to bear on our independence, and where applicable, related safeguards.

From the matters communicated with those charged with governance, we determine those matters that were of most significance in the audit of the financial statements of the current period and are therefore the key audit matters. We describe these matters in our auditor's report unless law or regulation precludes public disclosure about the matter or when, in extremely rare circumstances, we determine that a matter should not be communicated in our report because the adverse consequences of doing so would reasonably be expected to outweigh the public interest benefits of such communication.

Report on other Legal and Regulatory Requirements

In accordance with The Companies Act 1994, and The Securities and Exchange Rules 1987 and relevant notifications issued by Bangladesh Securities and Exchange Commission, we also report that:

- We have obtained all the information and explanations which to the best of our knowledge and belief were necessary for the purpose of our audit and made due verification thereof;
- In our opinion, proper books of accounts, records and other statutory books as required by law have been kept by the company so far as it appeared from our examinations of those books;
- The Statement of Financial Position, Statement of Profit or Loss & Other Comprehensive Income and Statement of Changes in Equity and Statement of Cash Flows of the Company dealt with by the report are in agreement with the books of accounts and returns; and
- The expenditure incurred was for the purpose of the Company's business.

Dated: November 1, 2021
Place: Dhaka




Chaity Basak, FCA (Enrol # 1772)
Partner
Shiraz Khan Basak & Co.
Chartered Accountants
DVC: 2111011772AS848450

ALHAJ TEXTILE MILLS LIMITED
Statement of Financial Position
As at 30 June, 2021

| Particulars | Notes | Amount in Taka 30 June 2021 | Amount in Taka 30 June 2020 |
|--|-------|--------------------------------|--------------------------------|
| ASSETS | | | |
| A. Non-Current Assets: | | | |
| Property, Plant and Equipment | 3 | 73,672,292 | 86,658,710 |
| Investment in equity | 4 | 1,000,841 | 1,000,841 |
| Total Non-Current Assets (A) | | 74,673,133 | 87,659,551 |
| B. Current Assets: | | | |
| Inventories | 5 | 89,554,040 | 194,155,044 |
| Debtors | 6 | 998,379 | 2,741,257 |
| Advances, Deposits and Prepayments | 7 | 101,168,442 | 95,025,808 |
| Investment in FDR | 8 | 597,488,591 | 485,178,627 |
| Cash and Cash Equivalents | 9 | 8,344,714 | 3,808,103 |
| Total Current Assets (B) | | 797,554,166 | 780,908,839 |
| Total Assets (A+B) | | 872,227,299 | 868,568,390 |
| EQUITY AND LIABILITIES | | | |
| C. Shareholders' Equity: | | | |
| Share Capital | 10 | 222,985,490 | 222,985,490 |
| Capital Reserve | | 21,350 | 21,350 |
| General Reserve | | 1,395,080 | 1,395,080 |
| Revaluation Reserve | 11 | 9,908,433 | 10,839,153 |
| Tax Holiday Reserve | 12 | 10,747,334 | 10,747,334 |
| Retained Earnings | 13 | (52,965,918) | (57,502,617) |
| Total Shareholders' Equity (C) | | 192,091,769 | 188,485,790 |
| D. Non-Current Liabilities: | | | |
| Long Term Loan Fund | 14 | 139,123,633 | 139,123,633 |
| Deferred Tax Liability | 15 | 6,000,026 | 6,928,220 |
| Total Non-Current Liabilities (D) | | 145,123,659 | 146,051,853 |
| E. Current Liabilities: | | | |
| Advance Against Sales | 16 | - | 830,797 |
| Security and Other Deposits | 17 | 19,822 | 19,822 |
| Other Current Liabilities | 18 | 459,101,790 | 455,088,599 |
| Current Tax Liability | 19 | 1,683,911 | 1,683,911 |
| Provision for Taxes | 20 | 47,353,812 | 44,704,464 |
| Provisions for other liabilities and charges | 21 | 7,385,066 | 12,292,885 |
| Bank Overdraft | 22 | 18,772,080 | 18,772,080 |
| Workers' Profit Participation Fund | 23 | 695,390 | 638,189 |
| Total Current Liabilities (E) | | 535,011,871 | 534,030,747 |
| F. Total Liabilities F= (D+E) | | 680,135,530 | 680,082,600 |
| G. Total Equity and Liabilities G=(C+F) | | 872,227,299 | 868,568,390 |
| Number of share | | 22,298,549 | 22,298,549 |
| Net Assets Value Per Share (NAVPS) Restated | 24 | 8.61 | 8.45 |

These financial statements should be read in conjunction with the annexed notes from 1 to 44 and were approved by the Board of Directors on 27.10.2021 and were signed on its behalf by:


Company Secretary



Managing Director & CEO


Director

This is the Statement of Financial Position referred to in our report of even date.

Dated: November 1, 2021
Place: Dhaka




Chaity Basak, FCA (Enrol # 1772)
Partner
Shiraz Khan Basak & Co.
Chartered Accountants
DVC: 2111011772AS848450

An associate firm of D.N. Gupta & Associates

ALHAJ TEXTILE MILLS LIMITED
Statement of Comprehensive Income
For the year ended 30 June, 2021

| Particulars | Notes | Amount in Taka 30 June 2021 | Amount in Taka 30 June 2020 |
|---|-------|--------------------------------|--------------------------------|
| Revenue (Turnover) | 25 | 152,453,365 | 93,700,285 |
| Less : Cost of Sales | 26 | 161,035,237 | 122,235,816 |
| Gross Profit | | (8,581,872) | (28,535,531) |
| Less: Operating Expenses: | | | |
| Administrative Expenses | 27 | 15,158,049 | 19,199,123 |
| Selling & Distribution Expenses | 28 | 1,478,264 | 1,409,896 |
| Total Operating Expenses | | 16,636,313 | 20,609,019 |
| Operating Profit /Loss | | (25,218,185) | (49,144,550) |
| Less: Financial Expenses | | | |
| Interest on Bank Loan(SOD) | | - | - |
| Net Operating Profit /Loss | | (25,218,185) | (49,144,550) |
| Add:Non Operating Income: | | | |
| Interest Income | 29 | 35,817,115 | 35,843,891 |
| Other Income | 30 | 3,254,270 | - |
| Dividend from CDBL | | 750,000 | 1,250,000 |
| Total Non operating Income | | 39,821,385 | 37,093,891 |
| Net Profit before W.P.P.F | | 14,603,200 | (12,050,659) |
| Less: Workers Profit Participation Fund @ 5% | | (695,390) | - |
| Net Profit before Tax | | 13,907,810 | (12,050,659) |
| Provision for Tax: | | | |
| Current Tax | 31 | (9,080,670) | (9,367,989) |
| Deferred Tax | 15 | 928,194 | 752,074 |
| Net profit after Tax | | 5,755,334 | (20,666,574) |
| Earning per share (EPS) Restated | 32 | 0.26 | (0.93) |

These financial statements should be read in conjunction with the annexed notes from 1 to 44 and were approved by the Board of Directors on 27.10.2021 and were signed on its behalf by:


Company Secretary



Managing Director & CEO


Director

This is the Statement of Comprehensive Income referred to in our report of even date.

Dated: November 1, 2021
Place: Dhaka




Chaity Basak, FCA (Enrol # 1772)
Partner
Shiraz Khan Basak & Co.
Chartered Accountants
DVC: 2111011772AS848450

An associate firm of D.N. Gupta & Associates


ALHAJ TEXTILE MILLS LIMITED
Statement of Changes in Equity
For the year ended 30 June 2021

| Particulars | Share Capital [Tk.] | Tax Holiday Reserve [Tk.] | Capital Reserve [Tk.] | General Reserve [Tk.] | Revaluation Reserve [Tk.] | Retained Earnings [Tk.] | Total Equity [Tk.] |
|--|------------------------|------------------------------|--------------------------|--------------------------|------------------------------|----------------------------|-----------------------|
| Opening Balance as on 1st July 2020: | | | | | | | |
| Retained Earnings | - | - | - | - | - | (57,502,617) | (57,502,617) |
| Share capital | 222,985,490 | - | - | - | - | - | 222,985,490 |
| Tax Holiday Reserve | - | 10,747,334 | - | - | - | - | 10,747,334 |
| Capital Reserve | - | - | 21,350 | - | - | - | 21,350 |
| General Reserve | - | - | - | 1,395,080 | - | - | 1,395,080 |
| Revaluation Reserve | - | - | - | - | 10,839,153 | - | 10,839,153 |
| Sub-Total | 222,985,490 | 10,747,334 | 21,350 | 1,395,080 | 10,839,153 | (57,502,617) | 188,485,790 |
| Net Profit during the year | - | - | - | - | - | 5,755,334 | 5,755,334 |
| Depreciation of Reserve on Revaluation of Fixed Assets (2020-21) | - | - | - | - | (930,720) | 930,720 | - |
| Inventory audit fee | - | - | - | - | - | 70,000 | 70,000 |
| VAT on inventory audit fee | - | - | - | - | - | 10,500 | 10,500 |
| Dividend Paid | - | - | - | - | - | (2,229,855) | (2,229,855) |
| Total Balance | 222,985,490 | 10,747,334 | 21,350 | 1,395,080 | 9,908,433 | (52,965,918) | 192,091,769 |

ALHAJ TEXTILE MILLS LIMITED
Statement of Changes in Equity
For the year ended 30 June 2020

| Particulars | Share Capital [Tk.] | Tax Holiday Reserve [Tk.] | Capital Reserve [Tk.] | General Reserve [Tk.] | Revaluation Reserve [Tk.] | Retained Earnings [Tk.] | Total Equity [Tk.] |
|--|------------------------|------------------------------|--------------------------|--------------------------|------------------------------|----------------------------|-----------------------|
| Opening Balance as on 1st July 2019: | | | | | | | |
| Retained Earnings | - | - | - | - | - | (37,882,819) | (37,882,819) |
| Share capital | 222,985,490 | - | - | - | - | - | 222,985,490 |
| Tax Holiday Reserve | - | 10,747,334 | - | - | - | - | 10,747,334 |
| Capital Reserve | - | - | 21,350 | - | - | - | 21,350 |
| General Reserve | - | - | - | 1,395,080 | - | - | 1,395,080 |
| Revaluation Reserve | - | - | - | - | 11,885,929 | - | 11,885,929 |
| Sub-Total | 222,985,490 | 10,747,334 | 21,350 | 1,395,080 | 11,885,929 | (37,882,819) | 209,152,364 |
| Net Profit during the year | - | - | - | - | - | (20,666,574) | (20,666,574) |
| Depreciation of Reserve on Revaluation of Fixed Assets | - | - | - | - | (1,046,776) | 1,046,776 | - |
| Total Balance | 222,985,490 | 10,747,334 | 21,350 | 1,395,080 | 10,839,153 | (57,502,617) | 188,485,790 |

These financial statements should be read in conjunction with the annexed notes from 1 to 44 and were approved by the Board of Directors on 27.10.2021 and were signed on its behalf by:


Company Secretary


Managing Director & CEO


Director

This is the Statement of Changes in equity referred to in our report of even date.

Dated: November 1, 2021
Place: Dhaka




Chaity Basak, FCA (Enrol # 1772)
Partner
Shiraz Khan Basak & Co.
Chartered Accountants
DVC: 2111011772AS848450

An associate firm of D.N. Gupta & Associates


ALHAJ TEXTILE MILLS LIMITED
Statement of Cash Flows
For the year ended 30 June, 2021

| Particulars | Notes | Amount in Taka 30 June 2021 | Amount in Taka 30 June 2020 |
|---|--------------|--------------------------------|--------------------------------|
| CASH FLOWS FROM OPERATING ACTIVITIES : | | | |
| Cash receipts from customers and others | | 154,396,245 | 95,123,845 |
| Cash paid to suppliers and employees | | (68,083,254) | (39,430,271) |
| Advance Payment of tax as per section-64 | | (3,756,149) | (4,330,547) |
| Net Cash from Operating Activities (A) | 33.00 | 82,556,842 | 51,363,027 |
| CASH FLOWS FROM INVESTING ACTIVITIES : | | | |
| Purchase of Property, Plant and Equipments | | (22,240) | (19,000) |
| Investment in Current Assets (FDRs) | | (431,520,809) | (343,538,450) |
| Received from Encashment of FDR | | 319,210,845 | 250,551,934 |
| Interest Received | | 35,817,115 | 35,843,891 |
| Dividend received | | 750,000 | 1,250,000 |
| Net Cash used in Investing Activities (B) | | (75,765,089) | (55,911,625) |
| CASH FLOWS FROM FINANCING ACTIVITIES : | | | |
| SOD Loan paid | | - | - |
| Dividend Paid | | (2,255,142) | - |
| Net Cash used in Financing Activities (C) | | (2,255,142) | - |
| Net increase in cash and cash equivalents: | | 4,536,611 | (4,548,598) |
| Cash and Cash Equivalents at beginning of the year | | 3,808,103 | 8,356,701 |
| Cash and Cash Equivalents at end of the year | | 8,344,714 | 3,808,103 |
| Net Operating Cash Flow per share (Restated) | 34.00 | 3.70 | 2.30 |

These financial statements should be read in conjunction with the annexed notes from 1 to 44 and were approved by the Board of Directors on 27.10.2021 and were signed on its behalf by:


Company Secretary



Managing Director & CEO


Director

This is the Statement of Cash Flows referred to in our report of even date.

Dated: November 1, 2021
Place: Dhaka




Chaity Basak, FCA (Enrol # 1772)
Partner
Shiraz Khan Basak & Co.
Chartered Accountants
DVC: 2111011772AS848450

ALHAJ TEXTILE MILLS LIMITED
Notes to the financial statements
For the year ended 30 June, 2021

1.00 The Company and its Operations:

1.01 Legal form of the Company:

Alhaj Textile Mills Limited was incorporated on March 3, 1961 as 'Private' Company, limited by shares and registered with the Registrar of Joint Stock Companies & Firms under the Companies Act, 1913 (subsequently amended in the year 1994) vide its Registration No. 1517. Subsequently this Private Limited Company was converted into a Public Limited Company by shares on October 7, 1967. In the year 1972 the company was nationalized through the P.O-27 and the mill was operated under the management of Bangladesh Textile Mills Corporation. Thereafter on 12 December 1982 the company was denationalized and returned back to its previous owners.

1.02 Enlistment with the Stock Exchange

Company was listed with the Dhaka Stock Exchange Limited (DSE) in the year 1968.

1.03 Address of the Registered & Corporate Office:

The registered office and principal place of business of the company is located at 66, Dilkusha Commercial Area (4th Floor), Dhaka-1000 and its factory is situated at I. K. Road, Ishurdi, Pabna.

1.04 Nature of Business Activities:

The principal activities of the Company throughout the year are to manufacture cotton yarn and market its product in local and foreign markets. Due to dispute with the Agrani Bank Limited, the factory remain closed up to 14-6-2021. The factory has restarted its production from 15-06-2021.

2.00 Summary of Significant Accounting Policies:

2.01 Basis of Preparation, Presentation and Disclosure of the Financial Statements:

The financial statements have been prepared and the disclosures of information are made in accordance with the requirements of the Companies Act, 1994, International Accounting Standard (IAS) and International Financial Reporting Standard (IFRS) as adopted by the Institute of Chartered Accountants of Bangladesh (ICAB). The Statement of Financial Position and Statement of Comprehensive Income have been prepared according to IAS-1 "Presentation of Financial Statements" based on accrual basis of accounting following going concern assumption under generally accepted accounting principles and practices in Bangladesh and Statement of Cash Flows according to IAS-7 "Statement of Cash Flows".

2.02 Accounting Convention & Assumption:

The financial statements are prepared under the historical cost convention except property, plant and equipment which was taken as revalue in the year-1988 and at cost for addition after the year 1988.

2.03 Principal Accounting Policies:

The specific accounting policies have been selected and applied by the Company's management for significant transactions and events that have a material effect within the Framework for preparation and presentation of the financial statements. Financial statements have been prepared and presented in compliance with IAS-1 "Presentation of Financial Statements". The previous year's figures were formulated according to the same accounting principles. Compared to the previous year, there were no significant changes in the accounting and valuation policies affecting the financial position and performance of the Company. However, changes made to the presentation are explained in the note for



An associate firm of D.N. Gupta & Associates

each respective item. Accounting and valuation methods are disclosed for reasons of clarity. The Company classified the expenses using the function of expenses method as per IAS-1.

2.04 Legal Compliance:

The financial statements have been prepared and the disclosures of information were made in accordance with the requirements of the Companies Act, 1994, Securities and Exchange Rules 1987, Listing Regulations of Dhaka Stock Exchange Limited (DSE) and other laws and regulations applicable in Bangladesh. On the basis of these regulations, International Accounting Standards (IAS) & International Financial Reporting Standards (IFRS) were applied with the applicable standards.

2.05 Critical Accounting Estimates, Assumptions & Judgments:

The preparation of the financial statements is in conformity with IFRS that requires the use of certain critical accounting estimates. It also requires management to exercise its judgment in the process of applying the Company's accounting policies.

2.06 Going Concern:

The Company has adequate resources to continue in operation for the foreseeable future. For this reason going concern basis has been adopted in preparing the financial statements.

2.07 Components of the Financial Statements:

According to the International Accounting Standards (IAS)-1 "Presentation of Financial Statements" the complete set of Financial Statements includes the following components":

- Statement of Financial Position as at 30 June, 2021;
- Statement of Comprehensive Income for the year ended 30 June, 2021;
- Statement of Changes in Equity for the year ended 30 June, 2021;
- Statement of Cash Flows for the year ended 30 June, 2021 and
- Notes, comprising a summary of significant Accounting Policies and Other Explanatory Information.

2.08 Application of Standards:

The following IASs and IFRSs are applied for the financial statements of the year under review:

- | | |
|---------|--|
| IAS-1 | Presentation of Financial Statements; |
| IAS -2 | Inventories; |
| IAS-7 | Statement of Cash Flows; |
| IAS-8 | Accounting Policies, Changes in Accounting Estimates and Errors; |
| IAS-10 | Events after the Balance Sheet Date; |
| IAS-12 | Income Taxes; |
| IAS-16 | Property, Plant & Equipment; |
| IAS-19 | Employee Benefits; |
| IAS-21 | The Effects of Changes in Foreign Exchange Rates |
| IAS-24 | Related Party Disclosures; |
| IAS-33 | Earnings per Share; |
| IAS-34 | Interim Financial Reporting; |
| IAS-36 | Impairment of Assets; |
| IAS-37 | Provisions, Contingent Liabilities and Contingent Assets; |
| IAS-38 | Intangible Assets; |
| IFRS-7 | Financial Instrument: Disclosure; |
| IFRS-9 | Financial Instrument; |
| IFRS-15 | Revenue from contracts with customers; |



An associate firm of D.N. Gupta & Associates

2.09 Property, Plant & Equipment:

a. Recognition and Measurement:

In compliance with IAS-16 (Property, Plant and Equipment) items of Property, Plant and Equipment (PPE), has been measured at revalue amount on 1988 and thereafter all additions at cost less accumulated depreciation excluding land. The cost of an item of PPE comprises its purchase price, import duties and non-refundable taxes after deducting trade discount and rebates and any costs directly attributable to bringing the assets to the location and condition necessary for it to be capable of operating in the intended manner.

b. Subsequent Costs:

The cost of replacing part of an item of property, plant and equipment is recognized in the carrying amount of the item if it is probable that the future economic benefits embodied within the part will flow to the Company and its cost can be measured reliably. The day to day maintenance cost, on PPE, is recognized as expenses in the Statement of Comprehensive Income as incurred.

c. Depreciation:

No depreciation is charged on land.

Consistently, depreciation is provided on diminishing balance method based on written down value at which the asset is carried in the books of account. Depreciation continues to be provided until such time as the written down value is reduced to taka one.

Depreciation has been charged on addition on the basis of date of purchase /acquisition and also depreciation has been charged on property plant and equipment in the year of disposal.

The rate of depreciation of property, plant and equipment are as follows:

| Sl. No. | Name of the Assets | Rate (%) |
|----------|---|------------|
| A | Land & Land Development | |
| 1 | Land | - |
| 2 | Land & Land Development (Road and Culvert) | 7% |
| B | Building & Others Construction | |
| 1 | Building & Construction | 5% |
| 2 | Other Building, Construction & Installation and Generator House | 10% |
| 3 | H/O Interior Decoration | 25% |
| C | Plant & Machineries: | |
| 1 | Plant and Machinery, All Other Workshop, Power House, Fire Fighting, Office, Transport, Loose Tools, Laboratory & Appliance | 15% |
| 2 | Air Compressor, Testing Lab, Grinding, Boiler Installation, Water Treatment Gas Pipeline, Fire Fighting, Humidification Plant, Gas Generator and Other Machines | 10% |
| 3 | Laboratory Appliance & Cooling Tower | 20% |
| 4 | Plant and Machinery (Evaluation Unit) | 25% |
| 5 | Gas Generator Overhauling | 30% |
| D | Motor Car & Vehicle: | |
| 1 | Motor Car, By-Cycle & Truck | 20% |
| E | Furniture & Fixture: | |
| 1 | All Furniture | 10% |



An associate firm of D.N. Gupta & Associates

| | | |
|----------|--|-----|
| 2 | Air Condition and Residential Furniture | 20% |
| F | Other Sundry Assets | |
| 1 | Soft Furnish, Arms and Ammunition | 15% |
| 2 | Books, Cookeries, Radio, TV, Interior , Telephone, Mobile, Mike, Fax, Sign Board, Refrigerator, Water Tank, Games & Sports and others. | 20% |
| 3 | C.C. Camera | 25% |
| 4 | Computer Machine | 30% |
| 5 | Upgrading and Modernization of Carding Machine & Drawing Frame Machine | 40% |
| 6 | Upgrading and Modernization of Carding Savio Auto Cone Machine | 35% |

Note: Depreciation on gas generator major overhauling, overhauling of carding machine, drawing frame machine & auto cone machine has been charged at straight line method.

d. Retirements and Disposals:

An asset is derecognized on disposal or when no future economic benefits are expected from its use and subsequent disposal. Gains or losses arising from the retirement or disposal of an asset is determined as the difference between the net disposal proceeds and the carrying amount of the asset and is recognized as gain or loss from disposal of asset under other income in the Statement of Comprehensive Income.

2.10 Impairment of Assets:

All assets have been reviewed according to IAS-36 and it was confirmed that no such assets have been impaired during the year and for this reason no provision has been made for impairment of assets.

2.11 Inventories:

Inventories comprises of raw cotton, spare parts, packing materials, work in process, finish yarn (goods), store in transit , stock of waste cotton etc. Physical inventory has been taken at year end along with the statutory auditor of the company SHIRAZ KHAN BASAK & CO, Chartered Accountants.

Inventories are assets held for sale in the ordinary course of business, in the process of production for such sale or in the form of materials or supplies to be consumed in the production process. Inventories are stated at the lower of cost or net realizable value in compliance to the requirements of IAS-2. Costs including an appropriate portion of fixed and variable overhead expenses are assigned to inventories by the method most appropriate to the particular class of inventory. Net realizable value represents the estimated selling price for the inventories less all estimated cost of completion and cost necessary to make the sale.

2.12 Cash & Cash Equivalents:

Cash & cash equivalents include cash in hand and cash at banks of the Company. There is an insignificant risk of change in value of the same.

2.13 Creditors & Accrued Expenses:

2.13.1 Trade & Other Payables:

Liabilities are recorded at the amount payable for settlement in respect of goods and services received by the Company. These include Advance against Sales, Security and Other Deposits and Other Current Liabilities.



An associate firm of D.N. Gupta & Associates

2.13.2 Provisions:

Necessary provision for the current assets which are seems to be doubtful of recovery are made in the financial statements in conformity with International Accounting Standards.

2.14 Employees' Benefit:

Employees of the Company are entitled to get the following benefits from the Company:

a. Gratuity:

Gratuity benefit has been stopped by the management from July' 2005.

b. Festival Bonus:

The Company gives two festival bonuses to its all contractual employees each year.

c. Workers' Profit Participation Fund:

This represents 5% of the net profit as per provisions of Bangladesh Labour Law, 2006 (as amended in 2013) and is payable to the workers as defined under the said Law.

2.15 Income Tax:

2.15.1 Current Tax:

Provision for taxation has been made as per rates prescribed in the Finance Act, 2021 and the Income Tax Ordinance, 1984 on profit made by the company. As per IAS-12 Income Tax provision has been made during the year as the company earned taxable income.

2.15.2 Deferred Tax:

Deferred tax is recognized on differences between the carrying amounts of assets and liabilities in the financial statements and the corresponding tax bases used in the computation of taxable profit. Deferred tax liabilities are generally recognized for all taxable temporary differences and deferred tax assets are generally recognized for all deductible temporary differences to the extent it is probable that taxable profits will be available against which those deductible temporary differences can be utilized.

2.16 Related Party Transactions:

Company is not connected to any related party transaction except Tk. 4,424,020 as mentioned in note -36 for Honorarium paid to the Chairman, Remuneration to the Managing Director, Attendance fee for Board Meeting and committee meeting and salary and allowances to the 3 No's Management Executives are Company Secretary and DGM (Admin), DGM (Production and Mechanical) and Internal Audit Officer.

2.17 Contingent Liabilities & Contingent Assets:

Contingent liabilities and assets are current or possible obligations or assets, arising from past events and whose existence is due to the occurrence or non-occurrence of one or more uncertain future events which are not within the control of the Company. In accordance with IAS-37 Provision, Contingent Liabilities and Contingent Assets are disclosed in the notes to the financial statements.

2.18 Revenue Recognition:

Revenue from the sale of goods is measured at the fair value of the consideration received or receivable, net of returns, trade discounts and volume rebates exclusive of VAT as per IFRS-15. Revenue is recognised when the significant risks and reward of ownership have been transferred to the buyer, recovery of the consideration is probable, the associated costs and possible return of goods can be estimated reliably and there is no continuing management involvement with the goods sold. Transfer of



An associate firm of D.N. Gupta & Associates

risk and rewards occurs for the sale of goods when the product is delivered along with dispatch documents and invoices to customers.

2.19 Foreign Currency Translation:

Transactions in foreign currencies are translated into Bangladesh Taka at the foreign exchange rate ruling at the date of the transaction. Monetary assets and liabilities are converted at the rates prevailing at the Statement of Balance Sheet date. Non-monetary assets and liabilities denominated in foreign currencies, stated at historical cost are translated into Bangladesh Taka at the exchange rate ruling at the date of transaction.

2.20 Statements of Cash Flows:

Statement of Cash Flows is prepared principally in accordance with IAS-7: Statement of Cash Flows and the cash flows from operating activities have been presented under direct method.

2.21 Earning per Share:

The Company calculates Earning per Share (EPS) in accordance with IAS-33: "Earning per Share", which has been shown on the face of Statement of Comprehensive Income, and the computation of EPS is stated in the note. Earnings per Share has been calculated by dividing the profit attributable to ordinary equity holders of the company by the weighted average number of ordinary shares outstanding during the period and retrospective effect has also been given for calculation of previous year's earnings as well as to conform to the current year's presentation.

2.22 Segment Reporting:

No segmental reporting is applicable for the company as required by IAS-14: "Segment Reporting" as the company operates in a single industry segment and within a single geographical territory.

2.23 Comparative:

Financial statements are presented as IAS-1 "Presentation of Financial Statements" and previous year's figures have been reclassified, re-arranged and restated where found necessary to provide information that is reliable and more relevant and to conform to the current year's presentation due to changes accounting policies accounting estimates and errors as per IAS-8 "Accounting Policies, Changes in Accounting Estimates and Errors".

2.24 Reporting Period:

The financial statements cover one year from 01 July, 2020 to 30 June, 2021.

2.25 General:

Figures appearing in the financial statements have been rounded off to the nearest taka.



3.00 Property, Plant and Equipment :Tk. 73,672,292

| Particulars | Amount in Taka 30 June 2021 | Amount in Taka 30 June 2020 |
|--|--------------------------------|--------------------------------|
| The balance is made up as follows: | | |
| Opening Balance | 413,754,789 | 413,735,789 |
| Add: Addition during the year | 22,240 | 19,000 |
| | 413,777,029 | 413,754,789 |
| Less: Adjustment during the year | - | - |
| | 413,777,029 | 413,754,789 |
| Less: Accumulated Depreciation | (350,013,170) | (337,935,232) |
| | 63,763,859 | 75,819,557 |
| Add: Adjustment during the year | - | - |
| Net Written Down Value as on 30.06.2021 (A) | 63,763,859 | 75,819,557 |
| Increase in value on revaluation of fixed assets- opening balance | 10,839,153 | 11,885,929 |
| Less: Depreciation during the year | (930,720) | (1,046,776) |
| Net Increase in value on Revaluation as on 30.06.2021 (B) | 9,908,433 | 10,839,153 |
| Closing balance of Property ,Plant and Equipment (A+B) | 73,672,292 | 85,658,710 |
| (Details of Fixed Assets has been shown in Schedule-1 & 2) | | |

4.00 Investment in equity: Tk 1,000,841

Details are stated below:

| Particulars | Amount in Taka 30 June 2021 | Amount in Taka 30 June 2020 |
|---|--------------------------------|--------------------------------|
| Investment in Shares of Alhaj Jute Mills Ltd. | 841 | 841 |
| Investment in Shares of CDBL (Equity) | 1,000,000 | 1,000,000 |
| Total | 1,000,841 | 1,000,841 |

The company hold 90 shares of the Alhaj Jute Mills Limited since long. The face value of the share is Tk. 10.00 each but in 1982 when the Jute Mill was De-Nationalized the Government fixed the price of per share at Tk. 9.34. Hence for 90 shares the Company paid Tk. 840.60 to the Government which is shown in the Statement of Financial Position. Investment in share of CDBL Tk. 1,000,000 represents 100,000 share of Tk. 10 each. Subsequently the company received 400,000 bonus share. So the total number of share in CDBL reaches to 500,000 shares.

5.00 Inventories: Tk. 89,554,040

| Particulars | Amount in Taka 30 June 2021 | Amount in Taka 30 June 2020 |
|--------------------------------------|--------------------------------|--------------------------------|
| Raw Cotton (Note-5.01) | 36,145,317 | 11,513,636 |
| Work in Process (Note-5.02) | 2,499,629 | 9,200 |
| Finished Goods (Note-5.03) | 32,670,512 | 167,146,951 |
| Stores and Spares (Note-5.04) | 13,229,609 | 10,426,850 |
| Store in Transit (Note-5.05) | 3,529,091 | 3,529,091 |
| Stock at Spinning (Packing Material) | 595,365 | 595,365 |
| Stock of Waste Cotton | 884,517 | 933,951 |
| Total | 89,554,040 | 194,155,044 |

5.01 Raw Cotton :

| | 2020-2021 | | 2019-2020 | |
|------------------------------------|---------------|------------------|-------------|--------------|
| | Quantity (Kg) | Amount (Tk) | Amount (Tk) | Amount (Tk) |
| Opening Stock | 62,050 | 11,513,636 | 62,050 | 11,513,636 |
| Add. Purchase during the year | 126,242 | 27,707,719 | - | - |
| Raw Cotton available for use | 188,292 | 39,221,355 | 62,050 | 11,513,636 |
| Less. Closing Stock | (171,461) | (36,145,317) | (62,050) | (11,513,636) |
| Consumption during the year | 16,831 | 3,076,038 | - | - |



An associate firm of D.N. Gupta & Associates

5.02 Work in-Process: Tk. 2,499,629

| SI No. | Particulars | Amount in Taka | | Amount in Taka | |
|--------------|---|----------------|------------------|----------------|------------------|
| | | 2020-2021 | | 2019-2020 | |
| | | Qty in (Kg.) | Total Value (Tk) | Qty in (Kg.) | Total Value (Tk) |
| 1 | 45/1 Polyester Cone | - | - | 920 | 9,200 |
| 2 | 60/1 Auto Cotton Yarn in Cone Corn Br | 1,957 | 453,234 | - | - |
| 3 | 50/1 Auto Cotton Yarn in Cone (Solar Brand) | 11,145 | 2,041,024 | - | - |
| 4 | 10/1 Rotor Yarn in Cone | 208 | 5,371 | - | - |
| Total | | 13,310 | 2,499,629 | 920 | 9,200 |

Reconciliation of Work in Process:

| | | 2020-2021 | | 2019-2020 | |
|-------------------------------------|-------------|-----------|---------------|-----------|----------|
| | | Qty in Kg | | Qty in Kg | |
| Opening Work In Process: | Spinning: | - | - | - | - |
| | Rotor: | - | - | - | - |
| Input from store during the year: | Raw Cotton: | - | 19,073 | - | - |
| | | | 19,073 | | - |
| Less: Closing Work in Process: | Spinning: | 13,102 | - | - | - |
| | Rotor: | 208 | (13,310) | - | - |
| Quantity available for production | | | 5,763 | | - |
| Production of Yarn during the year: | Spinning: | 2,586 | - | - | - |
| | Rotor: | 2,267 | 4,853 | - | - |
| Wastage/Normal Loss | | | 910 | | - |
| | | | 5,763 | | - |
| % of wastage/Normal Loss | | | 15.79% | | - |

5.03 Closing stock of Finished Goods: Tk. 32,670,512

| SI No. | Particulars | Amount in Taka | | Amount in Taka | |
|--------------|---|----------------|-------------------|----------------|--------------------|
| | | 2020-2021 | | 2019-2020 | |
| | | Qty in (Kg.) | Total Value (Tk) | Qty in (Kg.) | Total Value (Tk) |
| 1 | 80/1 Auto Cotton Yarn in Cone Corn Br | - | - | 20,790 | 8,986,843 |
| 2 | 74/1 Auto Cotton Yarn in Cone Corn Br | - | - | 11,567 | 4,182,606 |
| 3 | 68/1 Auto Cotton Yarn in Cone Corn Br | 12,338 | 4,365,401 | 29,484 | 10,368,166 |
| 4 | 60/1 Auto Cotton Yarn in Cone Corn Br | - | - | 118,752 | 37,888,149 |
| 5 | 58/1 Auto Cotton Yarn in Cone Corn Br | - | - | 1,157 | 385,319 |
| 6 | 54/1 Auto Cotton Yarn in Cone (Solar Brand) | 96,826 | 27,447,419 | 356,938 | 100,561,947 |
| 7 | 50/1 Auto Cotton Yarn in Cone | 2,586 | 728,279 | 15,014 | 3,963,005 |
| 8 | 50/1 Auto Cotton Yarn in Cone (Solar Brand) | - | - | 2,684 | 704,564 |
| 9 | 45/1 Auto Cotton Yarn in Cone | - | - | 454 | 106,352 |
| 10 | 20/1 Rotor Yarn in Cone | 907 | 129,413 | - | - |
| Total | | 112,657 | 32,670,512 | 556,840 | 167,146,951 |

5.04 Stores & Spares: Tk. 13,229,609

| SI No. | Particulars | Amount in Taka 30 June 2021 | Amount in Taka 30 June 2020 |
|--------------|------------------------------------|--------------------------------|--------------------------------|
| 1 | Iron & Steel | 94,763 | 94,322 |
| 2 | Pipes, tube & fitting | 1,254,024 | 86,157 |
| 3 | Fuel, Oil & Lubricants | 377,295 | 391,473 |
| 4 | Raw Materials & Chemicals | 864 | 4,764 |
| 5 | Paint and Varnish | 3,176 | 1,916 |
| 6 | General Hardwares | 124,057 | 120,070 |
| 7 | Loose Tools | 54,535 | 55,250 |
| 8 | Domestic Equipment | 3,036 | 2,566 |
| 9 | Furniture & Fixtures | 1,717 | 1,717 |
| 10 | Packing Materials | 2,108,297 | 2,013,934 |
| 11 | Laboratories Appliance | 107,239 | 107,239 |
| 12 | Mechanical Equipment & Spare parts | 6,285,224 | 5,797,863 |
| 13 | Electrical Equipment & Spares | 2,702,500 | 1,687,864 |
| 14 | Office Equipment | 2,214 | 1,170 |
| 15 | Miscellaneous Stock | 110,668 | 60,545 |
| Total | | 13,229,609 | 10,426,850 |



An associate firm of D.N. Gupta & Associates

5.05 Stores - In - Transit: Tk. 3,529,091

Particulars

L/C No.4006/408/11/2001

Total

| | Amount in Taka | Amount in Taka |
|--------------|------------------|------------------|
| | 30 June 2021 | 30 June 2020 |
| | 3,529,091 | 3,529,091 |
| Total | 3,529,091 | 3,529,091 |

Note: Refer to note No-21.03

6 Debtors: Tk. 998,379

Details of the balance are as follows:

Particulars

Trade Debtors:

Amount receivable against Export sale as per last account

Sundry Debtors:

Accrued Income (Interest on FDR lien with PGCL)

Total

| | Amount in Taka | Amount in Taka |
|--------------|----------------|------------------|
| Notes | 30 June 2021 | 30 June 2020 |
| | 998,379 | 998,379 |
| | - | 1,742,878 |
| Total | 998,379 | 2,741,257 |

6.01 Trade Debtors: Tk. 998,379

Particulars

Tarunno Check Fabrics

Suhi Industrial Park Ltd

Total

| | Amount in Taka | Amount in Taka |
|--------------|----------------|----------------|
| | 30 June 2021 | 30 June 2020 |
| | 744,303 | 744,303 |
| | 254,076 | 254,076 |
| Total | 998,379 | 998,379 |

This is unsecured. This is for cheque dishonor. The Company filed Case in the Court of Chief Metropolitan Magistrate (South Zone), Dhaka against the party vide Case no. Metro: Judicial 1362/08, CR Case no.2992/07 and Case no. Metro: Judicial 1363/08, (CR Case no.2991/07 for Tk. 1,258,000.00 and Tk.1,000,000.00 respectively. The Hon'ble. Metropolitan joint Session Judge, 5th Court. Dhaka Passed order/Judgment on 21-05-2015 and on 19-11-2015 respectively directing Mr.Abu Hena Mostafa, Managing Director, Tarrno Check Fabrics for one year Imprisonment in each Case with the payment of Tk.1,258,000.00 and Tk.1,000,000.00 to the plaintiff (Alhaj Textile Mills Ltd). On16-05-2016 Mr. Abu Hena Mostafa Managing Director, filed appeal with the Hon'ble Metropolitan session Judge Court, Dhaka Vide Metropolitan Criminal appeal no. 583/2016 and 584/2016 against the order dated 21-05-2015 and 19-11-2015 of Metropolitan joint session Judge depositing Tk.629,000 and Tk.500,000 respectively with Bangladesh Bank.

The learned session Judge and paribesh Adalat Dhaka up held the Judgment of the Trial Court in a modified form in Appeal No. 583/2016 by its Judgment dated 21-05-2015 and we made an application accordingly for realization of the decreed amount. It is mentionable that the decree debtor file a review petition before the hon'ble High court Division challenging the Judgment and order dated 21-05-2015 passed in another Appeal No. 584/2016 by the self same court.During the year Tk.629,000 has been received from Tarunno Cheek Fabrics.

7 Advances, Deposits and Pre-payments: TK. 101,168,442

This is unsecured, considered good and consists of the following balances:

Particulars

ADVANCES:

Advance against salary

Advance against TA/DA

Advance against purchase

Advance Against Company Income Tax

Other Advances & Prepayments

Advance Against Supply

Total Advances

DEPOSITS:

Custom Deposit

Deposit at Agrani bank against BTMC liabilities(Principal)

Bank guarantee against custom deposit for Humidification Plant

Against Oxygen Cylinder

Security deposits against gas connection

Security deposits against sales center rent (Belkuchi and Shahjadpur)

Total Deposits

PREPAYMENTS:

Insurance Premium

Bonus for the year 2021-2022

Total Pre-payments

Total Advances, Deposits & Pre-Payments

| | Amount in Taka | Amount in Taka |
|--|--------------------|-------------------|
| Notes | 30 June 2021 | 30 June 2020 |
| | 31,952 | 120,952 |
| | 19,200 | 13,000 |
| | 243,586 | 23,454 |
| | 40,510,885 | 36,754,736 |
| | 375,193 | 260,043 |
| | 245,750 | 45,750 |
| Total Advances | 41,426,566 | 37,217,935 |
| | 306,005 | 198,069 |
| | 50,761,093 | 50,761,093 |
| | 34,290 | 34,290 |
| | 4,000 | 4,000 |
| | 6,829,324 | 4,776,593 |
| | 1,101,550 | 1,150,000 |
| Total Deposits | 59,036,262 | 56,924,045 |
| | 298,920 | 356,431 |
| | 406,694 | 527,397 |
| Total Pre-payments | 705,614 | 883,828 |
| Total Advances, Deposits & Pre-Payments | 101,168,442 | 95,025,808 |



An associate firm of D.N. Gupta & Associates

7.01 Advances Against Salary: Tk. 31,952

| Particulars | Designation | Amount in Taka 30 June 2021 | Amount in Taka 30 June 2020 |
|---------------------|-----------------|--------------------------------|--------------------------------|
| Md. Akhtaruzzaman | D.G.M (P & M) | 30,952 | 80,952 |
| Md.Shamsul Haque | Officer (Desp.) | - | 39,000 |
| Md.Golger Hossain | Peon | - | 1,000 |
| Md.Sharif Abu Bakar | Audit Officer | 1,000 | - |
| Total | | 31,952 | 120,952 |

7.02 Advances Against TA/DA: Tk.19,200

| Particulars | Designation | Amount in Taka 30 June 2021 | Amount in Taka 30 June 2020 |
|---------------------|---------------------|--------------------------------|--------------------------------|
| Md. Akhtaruzzaman | D.G.M (P & M) | 6,000 | - |
| Md.Jalal uddin | Sr.Accounts Officer | 2,850 | - |
| Md.Sharif Abu Bakar | Audit Officer | 2,350 | 13,000 |
| Md.Abu Kawser | Asst.comm.Officer | 8,000 | - |
| Total | | 19,200 | 13,000 |

7.03 Advances Against Purchase: Tk. 243,586

| Particulars | Designation | Amount in Taka 30 June 2021 | Amount in Taka 30 June 2020 |
|-------------------|-------------------|--------------------------------|--------------------------------|
| Md. Akhtaruzzaman | D.G.M (P & M) | 227,001 | 21,869 |
| Md. Abul Hossain | M.com | 1,585 | 1,585 |
| Md.Abu Kawser | Asst.comm.Officer | 15,000 | - |
| Total | | 243,586 | 23,454 |

7.04 Advances Against Company Income Tax: Tk. 40,510,885

| Year wise details are as under | | Amount in Taka 30 June 2021 | Amount in Taka 30 June 2020 |
|--------------------------------|-----------------|--------------------------------|--------------------------------|
| Accounting Year | Assessment Year | | |
| 1986-1987 | 1987-88 | 705,708 | 705,708 |
| 1997-1998 | 1998-99 | 5,445 | 5,445 |
| 1998-1999 | 1999-2000 | 28,858 | 28,858 |
| 2002-2003 | 2003-2004 | 33,174 | 33,174 |
| 2005-2006 | 2006-2007 | 126,226 | 126,226 |
| 2008-2009 | 2009-2010 | 3,387,331 | 3,387,331 |
| 2009-2010 | 2010-2011 | 63,771 | 63,771 |
| 2012-2013 | 2013-2014 | 475,528 | 475,528 |
| 2013-2014 | 2014-2015 | 2,989,346 | 2,989,346 |
| 2014-2015 | 2015-2016 | 1,611,349 | 1,611,349 |
| 2015-2016 | 2016-2017 | 4,274,118 | 4,274,118 |
| 2016-2017 | 2017-2018 | 8,205,042 | 8,205,042 |
| 2017-2018 | 2018-2019 | 9,253,298 | 9,253,298 |
| 2018-2019 | 2019-2020 | 1,292,777 | 1,292,777 |
| 2019-2020 | 2020-2021 | 4,302,765 | 4,302,765 |
| 2020-2021 | 2021-2022 | 3,756,149 | - |
| Total | | 40,510,885 | 36,754,736 |

7.05 Other Advances & Prepayment: Tk. 375,193

| Particulars | Designation | Amount in Taka 30 June 2021 | Amount in Taka 30 June 2020 |
|---|---------------|--------------------------------|--------------------------------|
| M/S. Alhaj Jute Mills Ltd. | | 1,408 | 1,408 |
| Bangladesh General Insurance Co. (BGIC) | | 90,000 | 90,000 |
| Md. Golam Murshed | A.O | 12,584 | 12,584 |
| Md. Akhtaruzzaman | D.G.M (P & M) | 34,155 | 36,755 |
| M/S. Arbour Enterprise | | 4,663 | 4,663 |
| Md.Abdullah Al-Mamun (Belkuchi) | S.R | 26,300 | 26,300 |
| Md.Mizanur Rahman (Shahjadpur) | S.R | 18,533 | 18,533 |
| SK Md.Murshed | | 50,000 | 50,000 |
| M/S. Techno Aliens | | 39,600 | 19,800 |
| Dana engineers international ltd. | | 97,950 | - |
| Total | | 375,193 | 260,043 |



An associate firm of D.N. Gupta & Associates

7.06 Insurance Premium: Tk. 298,920

Details are as under

| Particulars | Date | Amount in Taka 30 June 2021 | Amount in Taka 30 June 2020 |
|-------------------------------------|-----------|--------------------------------|--------------------------------|
| BGIC/DZO/FP-297/07/2019 | 30/7/19 | | 127,029 |
| BGIC/DZO/FP-498/12/2018 | 18/12/19 | | 65,681 |
| BGIC/DZO/FP-0499/12/2018 | 18/12/19 | | 108,679 |
| BGIC/DZO/FP-0500/12/19 | 18/12/19 | | 23,423 |
| BGIC/DZO/FB-0118/12/20 | 31/12/20 | 85,452 | - |
| BGIC/DZO/FB-0119/12/20 | 31/12/20 | 126,064 | - |
| BGIC/DZO/FB-0120/12/20 | 31/12/20 | 30,794 | - |
| BGIC/DZO/MV/PV/CERT-0095022021 | 2/2/2021 | 21,610 | - |
| BGIC/DZO/MV/PV/CERT-2831/11/2019 | 5/11/2019 | | 5,737 |
| BGIC/DZO/MV/PV/CERT-0362/02/2020 | 5/2/2020 | | 25,882 |
| Prime islami life insurance limited | | 35,000 | - |
| Total | | 298,920 | 356,431 |

8 Investment in FDR: Tk. 597,488,591

Details are as under

| Particulars | Principal | Interest | Amount in Taka 30 June 2021 | Amount in Taka 30 June 2020 |
|---------------------------------------|-------------|------------|--------------------------------|--------------------------------|
| Rupali Bank Ltd. (FDR) | 100,002,000 | 1,800,032 | 101,802,032 | - |
| National Bank Ltd. (FDR) | 58,000,000 | 1,359,375 | 59,359,375 | - |
| IFIC Bank Ltd. (FDR) | 24,950,000 | 658,599 | 25,608,599 | - |
| First Security Islami Bank Ltd. (FDR) | 87,246,800 | 1,048,281 | 88,295,081 | - |
| Al Arafah Islami Bank Ltd. | 44,902,905 | 3,804,583 | 48,707,488 | 94,741,421 |
| The City Bank Ltd. | - | - | - | 8,310,700 |
| BRAC Bank Ltd. (FDR) | 138,069 | - | 138,069 | 150,206,855 |
| UNION Bank Ltd. (FDR) | 50,000,000 | 8,577,851 | 58,577,851 | 54,579,549 |
| Southeast Bank Ltd. (FDR) | 123,113,786 | 12,207,576 | 135,321,362 | 87,123,878 |
| NRB Bank Ltd.(FDR) | 77,205,540 | 2,473,194 | 79,678,734 | 57,818,207 |
| Jamuna Bank Ltd. (FDR) | - | - | - | 32,398,017 |
| Total | | | 597,488,591 | 485,178,627 |

9 Cash and Cash Equivalents: Tk. 8,344,714

The above balance is made up as follows:

| Particulars | Amount in Taka 30 June 2021 | Amount in Taka 30 June 2020 |
|---|--------------------------------|--------------------------------|
| Cash in Hand | 27,293 | 16,304 |
| Cash at Bank | | |
| Janata Bank, Local office, Dhaka. STD A/C0887 | 18,170 | 1,840,352 |
| Janata Bank, Ishurdi, Pabna, CD A/C No-373 | 1,511 | 1,511 |
| Janata Bank A/C CD 33066246 | 782 | 782 |
| Sonali Bank, Dhaka, CD A/C No-242(33000969) | - | 3,519 |
| Agrani Bank, Ishurdi, Pabna. CD A/C No-1085 | 503 | 503 |
| Agrani Bank CD A/C No-1773 | 5,685 | 5,685 |
| Agrani Bank CD A/C No-1532 | 7,605 | 7,605 |
| Agrani Bank STD A/C No-152 | 12,241 | 12,241 |
| Prime Bank,Ishurdi,Pabna CD A/C 60008502 | (308) | 564 |
| Eastern Bank Ltd.STD A/C 20314258 | - | 3,134 |
| Dutch-Bangla Bank Ltd. STD A/C-5122 | 2,688 | 4,404 |
| City Bank Ltd. CD A/C-7001 | - | 660 |
| Prime Bank,IBB Dilkusha STD A/C 90036875 | 1,012,312 | 859,727 |
| Standard Chartered Bank, CD A/C-01-1149595-01 | 100,000 | 100,000 |
| Union Bank Ltd. STD A/C-003-121-000298 | 673 | 6,531 |
| Prime Bank,IBB Dilkusha STD A/C-3108315011216 | 989,647 | 944,581 |
| IFIC Bank Ltd.Stock Exchange Br. SND A/C -0180030890041 | 6,165,912 | - |
| Total cash at bank | 8,317,421 | 3,791,799 |
| Total | 8,344,714 | 3,808,103 |



An associate firm of D.N. Gupta & Associates

10.00 Share Capital:

10.01 Authorized Capital : Tk. 500,000,000

50,000,000 Ordinary Shares of Tk. 10/- each.

| Amount in Taka 30 June 2021 | Amount in Taka 30 June 2020 |
|--------------------------------|--------------------------------|
| 500,000,000 | 500,000,000 |

10.02 Issued Subscribed and Paid up Capital: Tk. 222,985,490

- a) i) 590,165 Ordinary Shares of Tk. 10/- each.
ii) 21,708,384 Bonus Shares of Tk. 10/- each.

Total

| | |
|--------------------|--------------------|
| 5,901,650 | 5,901,650 |
| 217,083,840 | 217,083,840 |
| 222,985,490 | 222,985,490 |

b) Movement of share capital

Opening balance

Add: Issue of bonus share during the year

Total

| | |
|--------------------|--------------------|
| 222,985,490 | 222,985,490 |
| - | - |
| 222,985,490 | 222,985,490 |

c) Composition of Shareholding :

| Grouping of the shareholders | Year-2020-21 | | Year-2019-20 | |
|------------------------------|-------------------|-------------|-------------------|-------------|
| | Shareholdings | % | Shareholdings | % |
| 1) Government | 6,196 | 0.03% | 6,196 | 0.03% |
| 2) Sponsors/Directors | 2,850,158 | 12.78% | 2,850,158 | 12.78% |
| 3) Financial Institutions | 3,000,721 | 13.46% | 2,010,167 | 9.01% |
| 4) General Public | 16,441,474 | 73.73% | 17,432,028 | 78.18% |
| Total | 22,298,549 | 100% | 22,298,549 | 100% |

d) Details of the Shareholding are given below:

The distribution schedule showing the number of Shareholders and their shareholding in percentage has been disclosed below as the requirement of the "Listing Regulation" of Dhaka Stock Exchange Limited.

| Range of Holdings in number of Shares | No. of Shareholders | % of Shareholders | No. of Shares 2020-2021 | % of Share Capital |
|--|------------------------|----------------------|----------------------------|-----------------------|
| 1 to 499 | 2120 | 53.07% | 270527 | 1.21% |
| 500 to 5000 | 1499 | 37.52% | 2500251 | 11.21% |
| 5001 to 10000 | 161 | 4.03% | 1176099 | 5.28% |
| 10001 to 20000 | 89 | 2.23% | 1333722 | 5.98% |
| 20001 to 30000 | 37 | 0.93% | 911817 | 4.09% |
| 30001 to 40000 | 20 | 0.50% | 706339 | 3.17% |
| 40001 to 50000 | 11 | 0.27% | 498983 | 2.24% |
| 50001 to 100000 | 28 | 0.70% | 1975744 | 8.86% |
| 100001 to above | 30 | 0.75% | 12925067 | 57.96% |
| Total | 3995 | 100% | 22,298,549 | 100% |

- e) All shares have been fully called and paid up in cash. There was no preference shares issued by the company.

f) Market Price:

The shares of the Company are listed with the Dhaka Stock Exchange Limited and quoted market price was at Tk. 42.90 per share in the Dhaka Stock Exchange Limited on 30 June, 2021. During the year 2020-2021 the low price and high price per share were Tk 26.50 and Tk. 49.70 respectively.

11 Revaluation Reserve: Tk. 9,908,433

The above balance is made up as follows:

Particulars

Opening Balance
Less: Accumulated Depreciation
Closing Balance

| Amount in Taka 30 June 2021 | Amount in Taka 30 June 2020 |
|--------------------------------|--------------------------------|
| 34,948,602 | 34,948,602 |
| (25,040,169) | (24,109,449) |
| 9,908,433 | 10,839,153 |

Fixed assets of the company were revalued on 30-06-1988 by M.A. Mallik & Co. Chartered Accountants. Book Value (Cost-Dep.) of assets was Tk. 14,185,000 and were revalued at Tk. 206,801,000 at the carrying depreciation the revaluation reserve stand Tk. 9,908,433 and written down value of revaluation assets stand Tk. 9,908,433 as on 30-06-2021. The detailed position as on June 30th, 2021 is shown under Revaluation of Fixed Asset: Schedule-2, which is equal to above stated Reserve on Revaluation of Fixed Assets.

Land
Fixed Assets other than land
Total

| | |
|------------------|-------------------|
| 1,554,675 | 1,554,675 |
| 8,353,758 | 9,284,478 |
| 9,908,433 | 10,839,153 |



12 Tax Holiday Reserve: Tk. 10,747,334

This represents reserve made on profit of the Unit No-02 of the company which enjoyed Tax holiday up to June,30 2004 as per Tax law.

| Particulars | Amount in Taka 30 June 2021 | Amount in Taka 30 June 2020 |
|--|--------------------------------|--------------------------------|
| The above balance is made up as follows: | | |
| Opening Balance | 10,747,334 | 10,747,334 |
| Current year | - | - |
| Closing Balance | 10,747,334 | 10,747,334 |

Unit No-02 of the Company enjoyed Tax Holiday up to June 30, 2004. As such Tax Holiday Reserve has not been provided during the year under audit (2020-2021).

13 Retained Earning: Tk. (52,965,918)

The above balance is made up as follows:

| Particulars | Amount in Taka 30 June 2021 | Amount in Taka 30 June 2020 |
|--|--------------------------------|--------------------------------|
| Opening Balance | (57,502,617) | (37,882,819) |
| Dep.on Revaluation of Fixed Asset transferred to Retained Earnings | 930,720 | 1,046,776 |
| Net Profit / Loss during the year | 5,755,334 | (20,666,574) |
| Prior year's adjustment for : | | |
| Inventory audit fee | 70,000 | - |
| VAT on inventory audit fee | 10,500 | - |
| Dividend Paid | (2,229,855) | - |
| Closing balance | (52,965,918) | (57,502,617) |

14 Long Term Loan Fund: Tk. 139,123,633

The above balance is made up as follows:

| Particulars | Amount in Taka 30 June 2021 | Amount in Taka 30 June 2021 | Amount in Taka 30 June 2021 | Amount in Taka 30 June 2020 |
|---|--------------------------------|--------------------------------|--------------------------------|--------------------------------|
| Agrani Bank Ltd. Industrial Loan-Principal: | 1st BMRE | 2nd BMRE | Total | Total |
| Opening Balance | 36,340,940 | 50,471,371 | 86,812,311 | 86,812,311 |
| Add: Received from Agrani Bank | - | - | - | - |
| Less: Payment | - | - | - | - |
| Total: | 36,340,940 | 50,471,371 | 86,812,311 | 86,812,311 |
| Agrani Bank Ltd. Industrial Loan-Interest: | | | | |
| Opening Balance | 39,538,958 | 12,772,364 | 52,311,322 | 52,311,322 |
| Less: Payment | - | - | - | - |
| Sub-total | 39,538,958 | 12,772,364 | 52,311,322 | 52,311,322 |
| Add: Provision for Interest (Pls. refer to note no. 14.03) | - | - | - | - |
| Total | 39,538,958 | 12,772,364 | 52,311,322 | 52,311,322 |
| Total | 75,879,898 | 63,243,735 | 139,123,633 | 139,123,633 |

Agrani Bank Ltd. Ishurdi Branch, Pabna in its bank account statement has shown the following balances as on 30. 06. 2011. Thereafter the company has received neither any bank statement nor any bank advice in this respect.

Bank balance position of these long term loans as per Bank Statement as on 30th. June 2011 is as follows:

| Agrani Bank Ltd. Industrial Loan | 1st BMRE -30 June, 2011 | 2nd BMRE -30 June, 2011 | Total- 30 June, 2011 |
|---|----------------------------|----------------------------|-------------------------|
| Principal: | Amount in Taka | Amount in Taka | Amount in Taka |
| Principal | 46,002,622 | 36,796,719 | 82,799,341 |
| Principal | - | 14,024,652 | 14,024,652 |
| Total Principal | 46,002,622 | 50,821,371 | 96,823,993 |
| Interest | 7,812,145 | 8,023,302 | 15,835,447 |
| Interest | 34,792,408 | 15,145,272 | 49,937,680 |
| Interest | 36,148,851 | - | 36,148,851 |
| Total Interest | 78,753,404 | 23,168,574 | 101,921,978 |
| Total (Principal & Interest) | 124,756,026 | 73,989,945 | 198,745,971 |
| Excess shown by the bank | 48,876,128 | 10,746,210 | 59,622,338 |

Land, Building, Plant and Machinery etc of the company has been mortgaged with Agrani Bank Ltd. Ishurdi Branch, Pabna against loan.



An associate firm of D.N. Gupta & Associates

14.01 As earlier mentioned in note 1.01 the company was denationalized and returned back to its previous owner but at the time of transfer a liability of Tk.22,920,805 was shown in the joint audit report. The transferee (owner) observed that their remain inconsistency of the accounts which was raised to BTMC for rectification. After several discussion with Bangladesh Textile Mills Corporation, Bangladesh Textile Mills Association, Government and Bank the matter was resolved and a tripartite agreement was signed among the company, bank and BTMC. According to that tripartite agreement the liability was fully paid on 30 September 2007. Meanwhile during the period from the year 1982 to 2000 the Bank gave pressure to repay the loan. Due to continuous pressure from the bank on 12 January 1989 both the company and bank reached at a conclusion that a special fund will be created transferring money from cash credit loan and bank will pay interest to the fund account at the rate applicable for cash credit loan. Based on the condition of the understanding a fund of Tk.20,900,000 was created through transferring amount from the cash credit account during the period from 22 January 1989 to 16 July 1992. Subsequently as per instruction of the bank the amount of the fund converted to Fixed Deposit and kept it to the bank with lien mark. After repayment of full amount of liability of BTMC the FDR money including interest upto 31 May 2008 arrived amounting to Tk.249,542,178. The bank agreed to pay only Tk.50,764,791. Due to not agreed to pay calculated amount of Tk.249,542,178, stopping the transaction from cash credit account and lock up the pledged godown the Company filed Writ Petition No.5129 of 2009, claiming interest on Special Fund created by the Mill against the bank before the Honorable High Court. The Honorable High Court passed judgment on 15.02.2011 directing the Agrani Bank Ltd. to pay company's deposit in Special Fund together with interest at "prachalita hare" on such deposit. In this context Agrani Bank Ltd. has filed an appeal against the order to the Honorable Supreme Court, Appellate Division. After completion of various legal procedure The Honorable Appellate Division passed judgment on 20.01.2014 that 'In the instant case the interest to be calculated on long term FDR. The Leave-petitioner was also directed to pay interest on the FDR as per the rate of interest applicable to long term FDR within 1(one) month of the availability of the certified copy of the order. Thereafter, passing the stipulated period, the company filed an application for issuance of Supplementary Rule. After hearing the same the Honorable High Court Division fixed the date for hearing referring Writ Petition No.5129 of 2009, and Contempt Petition No 151 of 2013 a revised claim on the basis of judgment of Tk.52.56 crore including interest for the period from 22 January 1989 to 27 February 2014 was raised but the bank has paid Tk.81,125,001 only again a demand of Tk.544,513,560.32 (Tk.481,311,503.17 + Tk.63,202,057.15) for payment of special fund amount remained deposited with Agrani Bank Limited, Ishwardi Branch, Pabna, and interest thereon at the rate of interest of Long Term FDR from the date of deposit to 31-08-2015, inclusive of interest of Tk.63,202,057.15 for the period from 01.03.2014 to 31.08.2015. This amount after deducting Tk.81,125,002.00, already received by the company, stands at Tk.463,388,558.32. The supreme court of Bangladesh, Appellate Division has disposed of civil petition for leave to Appeal No. 405 of 2019 submitted by Agrani Bank Ltd. on appeal from the impugned order dated 14.01.2019 passed by the High Court Division in contempt petition no. 151 of 2013 that referring with petition no. 5129 of 2009 and contempt petition no. 151 of 2013 Agrani Bank Ltd. paid to Alhaj Textile Mills Ltd. Tk. 8,11,25,002 on 25.02.2014 which has been mentioned earlier. On 5th March 2019 the bank was directed to ensure immediate payment of Tk. 25,00,00,000 and accordingly payment was made. Again on 7th May 2019 the bank was directed to pay amounting to Tk. 108,391,457 and accordingly payment was made. So, total Tk. 439,516,459 was received by the company and the instant civil petition for leave to appeal is disposed of. In this connection Agrani bank Ltd, Ishwardi Branch, Pabna filed the Case no. 89/13 dated 28-11-2013 against the company (Alhaj Textile Mills Ltd.) together with its Chairman and Directors as defaulter for payment of dues on long term loan against 1st. BMRE & 2nd. BMRE for Tk.289,847,500.64 and Short term Loans claiming for Tk.77,674,358.80 being total as Tk.367,521,859.44 as on 20.11.2013 plus interest upto the date of payment to be received instead of book balance of Tk.139,123,633 and Tk.18,772,080 respectively. Through writ petition no: 6799 of 2014 of the 18th day of July 2016 the Honorable High Court Division has granted stay of Artha Rin Case no; 89 of 2013. It is worthwhile to disclose that in the prayer for staying the Artha Rin case it was mentioned that it is established upto the Apex Court of the country that the respond Bank did not pay the dues of the petitioner and the matter is now for the disposal before the contempt court and keeping petitioners money in their hand filing Artha Rin case for realization of their loan is against the spirit of the Artha Rin Adalat Ain 2003. As certified by the legal advisor of the company that since the further proceedings of the Artha Rin case has been stayed by the Hon'ble court as such any transaction in connection with the loan amount including charging interest upon the loan without prior permission of the Hon'ble court is amount to violation of the court order and as such illegal. Necessary steps are being taken to settled the issue. Under the above circumstance firstly since the interest cannot be charged on loan due to having stay order as certified by the legal advisor, secondly due to having various method to determine the amount for settling the old outstanding loan so at this stage it is not possible to ascertain the amount reliably which is essential for accounting the expenses and liability as per International Accounting Standard, thirdly since the disposal of contempt petition No. 151 of 2013 is connected with the repayment of loan and finally the bank has submitted review petition for review the judgment of the Honorable Supreme Court therefor the whole amount as received by the order of the Honorable Supreme Court of Bangladesh Appellate Division Tk. 439,516,459 has been considered as liability.



An associate firm of D.N. Gupta & Associates

15.00 Deferred Tax Liability : Tk .6,000,026

The above balance is made up as follows:

Particulars

Opening Balance
Add: (Reduction)/Addition during the year (Note-15.01)
Closing Balance

| Amount in Taka 30 June 2021 | Amount in Taka 30 June 2020 |
|--------------------------------|--------------------------------|
| 6,928,220 | 7,680,294 |
| (928,194) | (752,074) |
| 6,000,026 | 6,928,220 |

15.01 Calculation of Deferred Tax:

Particulars

Depreciable asset as per Financial Statements
Depreciable asset as per tax base
Temporary difference
Applicable tax rate
Deferred tax liability as at end of the year
Opening Balance
Reduction during the year

| Amount in Taka 30 June 2021 | Amount in Taka 30 June 2020 |
|--------------------------------|--------------------------------|
| 64,987,606 | 77,974,024 |
| (24,987,432) | (31,785,890) |
| 40,000,174 | 46,188,134 |
| 15% | 15% |
| 6,000,026 | 6,928,220 |
| 6,928,220 | 7,680,294 |
| 928,194 | 752,074 |

16.00 Advance Against Sales: Tk. Nil

The above balance is made up as follows:

| SL No. | Name of the Party | Address | Amount in Taka 30 June 2021 | Amount in Taka 30 June 2020 |
|--------|----------------------------------|--|--------------------------------|--------------------------------|
| 1 | M/s. Jony Enterprise | Dariapur Bazar, Shahjadpur, Sirajgonj. | - | 32,513 |
| 2 | M/s. Babul Traders | Dariapur Bazar, Shahjadpur, Sirajgonj. | - | 6,208 |
| 3 | M/s. Abul Keshem | Hajee Market Pabna. | - | 16,664 |
| 4 | M/s. Abdullah Textile Mills Ltd. | House No-376, Road-28, Dosh, Dhaka. | - | 11,250 |
| 5 | M/s. Shahidullah Hossain | Bank Road, Pabna. | - | 6,307 |
| 6 | M/s. Uzzal Traders | Shibrampur, Pabna. | - | 249,924 |
| 7 | M/s. Markjerry Ltd. | 677 & 678 Ashulia Savar, Dhaka. | - | 7,717 |
| 8 | M/s. Diganta Enterprise | Danga Bazar, Palash, Narsingdi | - | 2 |
| 9 | M/s. Hashem Traders | Gopalpur, Beltola Bazar, Sirajgonj | - | 102 |
| 10 | M/s. Anika Traders | Mukondogati Bazar, Belkuchi, Sirajgonj | - | 100 |
| 11 | M/s. Partha yarn trading | S.M Maleh Road, Tanbazar, Narayangonj | - | 500,010 |
| | Total | | - | 830,797 |

17.00 Security and Other Deposits: Tk. 19,822

Details are as under

Particulars

Homes Enterprise
Bhai Bhai Traders
Rubican Insect Control Co.
Total

| Amount in Taka 30 June 2021 | Amount in Taka 30 June 2020 |
|--------------------------------|--------------------------------|
| 10,000 | 10,000 |
| 5,000 | 5,000 |
| 4,822 | 4,822 |
| 19,822 | 19,822 |

18.00 Other Current Liabilities : Tk. 459,101,790

Details are as under

Particulars

Trade Creditors (Note -18.01)
Liabilities for VAT
Unpaid salary & wages
Income Tax Deduction from Partie
Sramik Kallan Tahabil
Other Sundry Creditors (Note -18.02)
Received against legal claim(Agrani Bank) (Note-14.01)
Unpaid Dividend
Total

| Amount in Taka 30 June 2021 | Amount in Taka 30 June 2020 |
|--------------------------------|--------------------------------|
| 11,940,216 | 8,536,629 |
| 1,706,901 | 1,420,307 |
| 65,923 | 65,923 |
| 650,352 | 368,782 |
| 55,051 | 55,051 |
| 4,194,997 | 4,194,997 |
| 439,516,459 | 439,516,459 |
| 971,891 | 930,451 |
| 459,101,790 | 455,088,599 |

The Unclaimed Dividend of amount tk. 617,500.80 has been deposited to capital market stabilization fund subsequently on 19.09.21 as per the notification no . BSEC/CM RP/001/2021-391/20/Admin/121 dated 01.06.2021.



An associate firm of D.N. Gupta & Associates

18.01 Trade Creditors: Tk . 11,940,216

Particulars

| | <u>Amount in Taka</u> <u>30 June 2021</u> | <u>Amount in Taka</u> <u>30 June 2020</u> |
|---|--|--|
| M/s. A. Salam Engineering Works | 56,853 | 56,853 |
| M/s. Alhaj Jute Mills Limited | 333,274 | 333,274 |
| M/s. Asia Jute Manufacturing | - | 195,082 |
| M/s. Asif Trading Agency | - | 115,717 |
| Md. Abul Hossain (Manager Comm.) | - | 9,950 |
| M/s. Ayan Mill Store | 40,848 | 40,848 |
| M/s. Arthashuchak | 3,840 | - |
| Md. Abdullah Al Mamun (Belkuchi Sales Center) | - | 17,573 |
| M/s. A M Trading Company Ltd. | 41,977 | - |
| M/s. Bieco International | - | 358,865 |
| M/s. Bearing Palace | 51,641 | 84,574 |
| M/s. Banijjo Protidin | 36,864 | - |
| M/s. Banga Yarn Trading | 6,981,770 | - |
| M/s. Cargo Control Bangladesh Ltd. | 167,632 | 167,632 |
| M/s. Chand mansion (H/O rent) | 71,887 | 143,774 |
| M/s. Dana Engineers International Ltd. | 301,997 | - |
| M/s. Eden Trade Concern | - | 25,840 |
| M/s. Favourite Security Service Ltd. | 103,400 | 130,300 |
| M/s. Fast Tech Engineering Ltd | - | 317,582 |
| M/s. G.Q.Industries Ltd. | - | 138,915 |
| Md. Hasnat Quaiyum (Advocate) | 356,500 | 356,500 |
| Md. Haydar Ali | - | 11,400 |
| M/s. Janata Insurance Co. Ltd | - | 342,881 |
| M/s. J.S. Advertising Ltd. | - | 11,829 |
| M/s. Kalam Traders | 50,281 | 50,281 |
| M/s. K.S.Collection | 600 | 44,829 |
| M/s. Liberal Trade Link Ltd. | - | 87,429 |
| M/s. Lipika | 564,322 | 860,958 |
| M/s. The Law Counsel | - | 35,000 |
| M/s. Modern machinery store | - | 842,750 |
| M/s. Macca Auto Paper Cone Product | 1,605,202 | 1,858,149 |
| M/s. Masterline technologies pvt ltd. | 67,500 | - |
| M/s. Mozaddedia Tarikat Mission Press | 451 | 34,994 |
| M/s. Monaj Air Technology Ltd. | 2,476 | 2,476 |
| Md. Hazi Mozammel Pramanik | - | 34,200 |
| Md. Mizanur Rahman (shahjadpur) | 13,409 | 4,526 |
| M/s. Nahid Enterprise | - | 19,714 |
| M/s. One inspection and surveyors Ltd. | - | 20,000 |
| M/s. Paper Cone Industries | 531,937 | 979,266 |
| M/s. Puji Bazar | 5,000 | 5,000 |
| M/s. Popular Advertising Ltd. | 14,646 | 14,646 |
| M/s. Protiva Enterprise | 74,880 | - |
| M/s. Rupali Cargo Service Ltd. | - | 91,214 |
| M/s. Shah Paran Auto Mobile | 3,710 | 3,710 |
| M/s. Standard Spring Industries | 450,759 | 549,428 |
| Dr. Md.Shafiqul Islam Shamim | - | 46,173 |
| M/s. Share Biz | - | 20,160 |
| M/s. Share Bazar News .com | 3,840 | 12,150 |
| M/s. Star Enterprise | 2,720 | 2,720 |
| M/s. Sree Shebesh Kumar Sarkar | - | 19,000 |
| M/s. T.Corporation | - | 1,800 |
| M/s. Zakir Hossain | - | 36,667 |
| Total | 11,940,216 | 8,536,629 |



18.02 Other Sundry Creditors: Tk. 4,194,997

The above balance is made up as follows:

| Particulars | |
|--|--|
| A) Outstanding Tax Liability for Accounting year 2011-2012 | |
| Outstanding Tax Liability for Accounting year 2010-2011 | |
| Outstanding Tax Liability for Accounting year 2003-2004 | |
| B) Balance of unadjusted deposited advance amount by party | |
| Total (A+B) | |

| Amount in Taka | Amount in Taka |
|------------------|------------------|
| 30 June 2021 | 30 June 2020 |
| 1,631,810 | 1,631,810 |
| 2,506,258 | 2,506,258 |
| 40,961 | 40,961 |
| 4,179,029 | 4,179,029 |
| 15,968 | 15,968 |
| 4,194,997 | 4,194,997 |

19.00 Current Tax Liabilities: Tk 1,683,911

The above balance is made up as follows:

| Particulars | |
|--|--|
| Tax Liability-Ass. Year 2008-2009/Acct. Year 2007-2008 | |
| Tax Liability-Interest: Ass. Year 2008-2009/Acct. Year 2007-2008 | |
| Tax Liability-Ass. Year 2009-2010/Acct. Year 2008-2009 | |
| Tax Liability-Interest: Ass. Year 2009-2010/Acct. Year 2008-2009 | |
| Tax Liability-Ass. Year 2010-2011/Acct. Year 2009-2010 | |
| Total | |

| Amount in Taka | Amount in Taka |
|------------------|------------------|
| 30 June 2021 | 30 June 2020 |
| 199,502 | 199,502 |
| 76,840 | 76,840 |
| 1,219,625 | 1,219,625 |
| 182,944 | 182,944 |
| 5,000 | 5,000 |
| 1,683,911 | 1,683,911 |

20.00 Provision for Taxes: Tk. 47,353,812

Details are as under

Particulars

The above balance is made up as follows:

| | |
|---|--|
| Provision for Accounting Year (2012-2013) | |
| Provision for Accounting Year (2013-2014) | |
| Provision for Accounting Year (2014-2015) | |
| Provision for Accounting Year (2015-2016) | |
| Provision for Accounting Year (2016-2017) | |
| Provision for Accounting Year (2017-2018) | |
| Provision for Accounting Year (2018-2019) | |
| Provision for Accounting Year (2019-2020) | |
| Provision for Accounting Year (2020-2021) | |
| Total | |

| Amount in Taka | Amount in Taka |
|----------------|----------------|
| 30 June 2021 | 30 June 2020 |

| | |
|-------------------|-------------------|
| 2,712,130 | 2,712,130 |
| 4,800,176 | 4,800,176 |
| 6,792,437 | 6,792,437 |
| 6,353,096 | 6,353,096 |
| 7,644,358 | 7,644,358 |
| 4,041,558 | 4,041,558 |
| 1,469,606 | 2,992,720 |
| 4,459,781 | 9,367,989 |
| 9,080,670 | - |
| 47,353,812 | 44,704,464 |

| Amount in Taka | Amount in Taka |
|----------------|----------------|
| 30 June 2021 | 30 June 2020 |

21.00 Provisions for Other Liabilities and Charges: Tk. 7,385,066

Details are as under

Particulars

| | | |
|---------------------------------|--------------|--|
| Salary & wages clearing account | (Note-21.01) | |
| Provision for other expenses | (Note-21.02) | |
| Provision for doubtful asset | (Note-21.03) | |
| Total | | |

| | |
|------------------|-------------------|
| 1,052,277 | 1,066,611 |
| 2,305,319 | 7,198,804 |
| 4,027,470 | 4,027,470 |
| 7,385,066 | 12,292,885 |

21.01 Salary and Wages Clearing Account: Tk. 1,052,277

Details are as under

Particulars

Salary of Staff & Officers :

| | |
|--------------------------------------|--|
| For Head office (month of June,2021) | |
| For Factory (month of June,2021) | |

| | |
|---------|---------|
| 309,496 | 636,331 |
| 307,235 | 257,680 |

Wages :

For the month of June, 2021

Total

| | |
|------------------|------------------|
| 435,546 | 172,600 |
| 1,052,277 | 1,066,611 |



21.02 Provisions for Other Expenses: Tk. 2,305,319

The above balance is made up as follows:

Particulars

| | <u>Amount in Taka</u> <u>30 June 2021</u> | <u>Amount in Taka</u> <u>30 June 2020</u> |
|---|--|--|
| MD'S Remuneration and TDS (June,21) | 140,000 | 92,000 |
| TDS on Honorarium of Chairman | 9,000 | 36,000 |
| Audit Fee (Accounts and Inventory) for the year 2020-2021 | 278,000 | 500,000 |
| AGM Expenses | 241,227 | 210,319 |
| Annual Subscription of BTMA for Membership | - | 48,160 |
| Annual Subscription of BAPLC Membership | - | 50,000 |
| Audit committee meeting fee | - | 30,000 |
| Board meeting fee | - | 100,000 |
| CDBL (annual fee) | - | 123,667 |
| CDBL (bonus share transfer fee) | 50,765 | 50,765 |
| Courier Bill | 1,913 | 866 |
| Daily Labour Bill | - | 276,186 |
| Entertainment Expenses (DGM Office) | 3,000 | 15,000 |
| Garage Rent | - | 27,000 |
| Gas Bill | 38,720 | 4,114,247 |
| Holding Tax | 180,000 | - |
| Head office Telephone Bill (June'21) | 4,610 | 12,437 |
| Head office electric Bill (June'21) | 8,987 | 6,090 |
| Head Office Internet Bill (May,21 and June,21) | 8,600 | 17,200 |
| Donation to ICAB annual picnic | - | 22,500 |
| Land Revenue Tax ,Ishurdi (Bangla-1427) | - | 95,625 |
| Land Revenue Tax ,Valuka (Bangla-1427) | - | 131,625 |
| Legal Fee and Expenses | 260,000 | 260,000 |
| Mill Electricity Bill (June,21) | 331,739 | 194,112 |
| Mill Telephone Bill | 1,474 | 10,071 |
| Mill Internet Bill (June,21) | 2,400 | 21,600 |
| Mill Dish Line Bill | 600 | 6,000 |
| NRC Committee meeting fee | 32,000 | - |
| Petrol for Vehicle (Car No-0590) | 8,000 | 32,000 |
| Petrol for Vehicle (Car No-0953) | 26,700 | 53,400 |
| Roaster Duty Bill | 14,000 | 13,600 |
| VAT on meeting fee | - | 19,500 |
| VAT on writ petition fee | 10,000 | - |
| VAT on Audit Fee (Accounts and Inventory) 2020-2021 | 99,750 | 75,000 |
| VAT on Sales of Yarn | 553,834 | 553,834 |
| Total | <u>2,305,319</u> | <u>7,198,804</u> |

21.03 Provision for doubtful asset: TK. 4,027,470

Details as under

| | | |
|---|-------------------------|-------------------------|
| Provision for debtors (as per last) | 498,379 | 498,379 |
| Provision for stores in transit (as per last) | 3,529,091 | 3,529,091 |
| Total | <u>4,027,470</u> | <u>4,027,470</u> |

The amount Tk.35,29,091 represents payment made to import 60 M/ton South Brazilian Raw Cotton from U.S. Fibers International Ltd. UK. For this purpose a letter of credit bearing no 4006/408/11/2001 was opened in Agrani Bank Principal Branch on 21-08-2001. The entire quantity of raw material was lost in Singapore sea port. The company filed case against the supplier U.S. Fibers International Ltd. in the court of 5th Joint District Judge, Dhaka bearing money suit no. 20 of 2002. The company claimed against the supplier amounting to Tk. 1,01,48,575 due to huge financial lose on different accounts. The case is still pending in the court. Considering the circumstances provision for the entire amount of Tk. 35,29,091 has been made in the financial statements due to doubtful of recovery.



An associate firm of D.N. Gupta & Associates

22.00 Bank Overdraft: Tk. 18,772,080

| Particulars | Notes | | |
|---|-------|-------------------|-------------------|
| Agrani Bank - Cash Credit | 22.01 | 37,032,249 | 37,032,249 |
| Agrani Bank - Cash Credit (Pledge) - | 22.02 | (18,260,169) | (18,260,169) |
| Total Cash Credit / Bank Overdraft | | 18,772,080 | 18,772,080 |

Agrani Bank Ltd. Ishurdi Branch, Pabna in its bank account statement has shown the following balances as on 30.06.2011. Thereafter company has not received neither any bank statement nor any bank advice in this respect.

Bank balance position of these short term loans as per Bank Statement as on 30th. June 2012 was as follows:

| | Amount in Taka 30 June 2012 |
|---------------------------------|--------------------------------|
| Particulars | CC-Hypo |
| Balance of CC-(Hypo) | 53,455,913 |
| Balance of CC-(Pledge) | - |
| Total | 53,455,913 |
| Excess shown by the bank | 53,455,913 |

- 22.01** No provision had been made by the company for the excess amount claimed above by the bank as per Bank Statement.
- 22.02** This is to disclose here that Agrani bank Ltd, Ishardi Branch, Pabna filed the Case no. 89/13 dated 28-11-2013 against Alhaj Textile Mills Ltd. together with its Chairman and Directors as defaulter for payment of interest on above CC (Hypo) total due of Tk 77,674,358.80 as on 20.11.2013 plus interest upto the date of payment to be received.
- 22.03** Company feels that its claim referred under note No. 14.01 is more than sufficient to cover its bank overdraft and long term loan liabilities if any arise under the judgment.

23.00 Worker's Profit Participation Fund: Tk. 695,390

The balance is made up as follows:

| Particulars | Amount in Taka 30 June 2021 | Amount in Taka 30 June 2020 |
|-------------------------------------|--------------------------------|--------------------------------|
| Opening balance | 638,189 | 2,556,278 |
| Add.Provision for the year | 695,390 | - |
| Less:Transferred to respective fund | (638,189) | (1,918,089) |
| Closing Balance | 695,390 | 638,189 |

24.00 Net Asset Value Per Share (NAVPS): Tk.8.61

The NAVPS is made up as follows:

| Particulars | | |
|---|--------------------|--------------------|
| Total Assets & Properties Value | 872,227,299 | 868,568,390 |
| Less Total Liabilities | 680,135,530 | 680,082,600 |
| Total Net Assets | 192,091,769 | 188,485,790 |
| Total number of Share | 22,298,549 | 22,298,549 |
| Net Assets Value Per Share (NAVPS) | 8.61 | 8.45 |



25.00 Turnover (Amount) :

Item wise details are as under

| Particulars | 30 June 2021 | | 30 June 2020 | |
|------------------|----------------|--------------------|----------------|-------------------|
| | Qty(Kg) | Amount in Taka | Qty(Kg) | Amount in Taka |
| Carded Spun Yarn | 439,600 | 152,232,437 | 321,992 | 89,967,063 |
| Open-End Yarn | 1,361 | 220,928 | 39,917 | 3,733,222 |
| Total | 440,961 | 152,453,365 | 361,909 | 93,700,285 |

25.01 Turnover in quantity (Kg) : 2020-2021

| Production type | Opening (a) | Production (b) | Closing Stock (c) | Loss/Damage (d) | Sales during the year (a+b-c-d) |
|------------------|----------------|-------------------|----------------------|--------------------|------------------------------------|
| Carded Spun Yarn | 556,840 | 3,946 | 111,750 | 8,075 | 440,961 |
| Open-End Yarn | - | 907 | 907 | - | - |
| Total | 556,840 | 4,853 | 112,657 | 8,075 | 440,961 |

25.02 Turnover in quantity (Kg) :2019-2020

| Production type | Opening Stock (a) | Production (b) | Closing Stock (c) | Sales during the year (a+b-c) |
|------------------|----------------------|-------------------|----------------------|----------------------------------|
| Carded Spun Yarn | 878,832 | - | 556,840 | 321,992 |
| Open-End Yarn | 39,917 | - | - | 39,917 |
| Total | 918,749 | - | 556,840 | 361,909 |

26.00 Cost of Sales : Tk. 161,035,237

Details of Cost of Sales are as under:

Particulars

| | Note | Amount in Taka 30 June 2021 | Amount in Taka 30 June 2020 |
|---------------------------------|-------|--------------------------------|--------------------------------|
| Opening work-in-process | | - | - |
| Raw Materials Consumption | | 3,076,038 | - |
| Waste cotton consumption | | 61,103 | - |
| (-) Closing Work-in-Process | | (2,499,629) | - |
| (-) Wastage Recoverable | | (2,469) | - |
| Total Consumption (a) | | 635,043 | - |
| Factory Wages and Allowances | 26.01 | 2,556,261 | 4,362,353 |
| Factory Salary and Allowances | 26.02 | 4,501,903 | 5,334,379 |
| Store and Spares | 26.03 | 476,472 | 603,204 |
| Other Factory Overhead | 26.04 | 18,389,119 | 20,072,245 |
| Total cost (b) | | 25,923,755 | 30,372,181 |
| COST OF PRODUCTION (a+b) | | 26,558,798 | 30,372,181 |
| Opening Stock of Finished Goods | | 167,146,951 | 259,010,586 |
| Closing Stock of Finished Goods | | (32,670,512) | (167,146,951) |
| Total Cost of Sales | | 161,035,237 | 122,235,816 |

26.01 Factory Wages and Allowances: Tk. 2,556,261

Details are as under

Particulars

| | | |
|----------------------|------------------|------------------|
| Wages and allowances | 2,485,998 | 3,385,175 |
| Bonus | 70,263 | 977,178 |
| Total | 2,556,261 | 4,362,353 |



An associate firm of D.N. Gupta & Associates

| | | Amount in 30 June 2021 | Amount in 30 June 2020 |
|--------------|--|---------------------------|---------------------------|
| 26.02 | Factory Salary and Allowances: Tk. 4,501,903 | | |
| | Details are as under | | |
| | Particulars | | |
| | Salary and allowances | 4,246,135 | 4,958,079 |
| | Bonus | 255,768 | 376,300 |
| | Total | 4,501,903 | 5,334,379 |
| 26.03 | Stores and Spares: Tk. 476,472 | | |
| | Details are as under | | |
| | Particulars | | |
| | Spare Parts | 151,851 | 457,093 |
| | Packing Materials | 152,397 | - |
| | Lubricants | 41,438 | 55,485 |
| | Electrical Materials | 65,110 | 73,071 |
| | Other Maintenance Materials | 65,676 | 17,555 |
| | Total | 476,472 | 603,204 |
| 26.04 | Other Factory Overhead: Tk. 18,389,119 | | |
| | Details are as under | | |
| | Particulars | | |
| | Carriage inward | - | 420 |
| | Electricity and Power | 2,422,214 | 1,941,215 |
| | Gas Bill | 214,615 | 174,703 |
| | Sur charge on gas bill | 407,504 | 485,727 |
| | Depreciation | 11,549,929 | 13,032,381 |
| | Depreciation on re-valuation of Fixed Assets | 930,720 | 1,046,776 |
| | Repairs and Maintenance of Machinery(out side parties) | 776,477 | 3,659 |
| | Repairs and Maintenance of Electric Equipment | 2,980 | - |
| | Repairs and Maintenance of Boundary Wall | 11,240 | 8,528 |
| | Repairs and Maintenance of Factory Roof | 2,530 | 254,088 |
| | Repairs and Maintenance of Gas Line | 16,000 | - |
| | Rent,Rate and Taxes - Factory | 180,000 | 180,000 |
| | Insurance Premium | 1,857,889 | 2,550,925 |
| | Printing and Stationery | 3,645 | 24,605 |
| | Postage & Telephone | 7,376 | 15,356 |
| | Gas Generator Operating Expenses | 6,000 | 1,200 |
| | Canteen Subsidy | - | 13,000 |
| | Chemical for water treatment plant for cooling tower | - | 339,662 |
| | Total | 18,389,119 | 20,072,245 |
| 27.00 | Administrative Expenses: Tk. 15,158,049 | | |
| | Details are as under | | |
| | Particulars | | |
| | Salary and allowances | 4,375,569 | 7,239,605 |
| | Bonus | 520,909 | 706,394 |
| | Leave Pay | 103,238 | 173,527 |
| | MD's Remuneration | 1,200,000 | 1,200,000 |
| | Chairman's Honorarium | 315,000 | 540,000 |
| | Board Meeting Fee | 320,000 | 210,000 |
| | Audit Committee Meeting fee | 110,000 | 120,000 |
| | Purchase Committee Meeting Fee | 90,000 | 250,000 |
| | NRC Meeting Fee | 32,000 | 30,000 |
| | Repairs of Vehicals | 93,219 | 34,700 |
| | Printing and Stationery | 74,943 | 79,656 |
| | Uniform | 4,000 | 5,467 |



| | Amount in Taka 30 June 2021 | Amount in Taka 30 June 2020 |
|--|-----------------------------------|-----------------------------------|
| Medical Expenses | 13,150 | - |
| Rent,Rates and Taxes | 951,432 | 1,054,800 |
| Travelling and Conveyances | 139,167 | 41,586 |
| Petrol for Car | 437,571 | 642,515 |
| Electricity and Power | 84,419 | 74,657 |
| Depreciation | 528,009 | 656,868 |
| Courier Bill | 36,828 | 15,708 |
| Internet Expenses | 79,170 | 89,190 |
| Telephone | 77,140 | 85,779 |
| Entertainment | 190,117 | 140,770 |
| Legal Fees and Expenses | 1,131,837 | 3,029,098 |
| Inventory audit fee | 40,000 | 118,750 |
| Accounts audit fee | 195,000 | 146,250 |
| Audit Fee for Compliance Certification | 90,500 | - |
| Annual Subscription | 214,670 | 209,653 |
| CC Camera Installation Expense | 560 | - |
| Bank Charges and Excise Duty | 991,373 | 476,857 |
| Miscellaneous Expenses | - | 70 |
| Advertisement Expenses | 1,183,102 | 126,162 |
| Annual Fee for CDBL | 122,176 | 122,922 |
| Water and Gas Supplies Expenses | 97,200 | 97,200 |
| Sanitation Expenses | 1,675 | 3,868 |
| Annual General Meeting expenses | 157,740 | 210,319 |
| Car Parking Expenses | 42,000 | 42,000 |
| Annual Religious Festivals Expenses | 47,183 | 94,803 |
| VAT Expenses | 568,599 | 788,834 |
| Service Charge of Head Office | 226,800 | 226,800 |
| Other Servicing (Office equipment) | 85,953 | 22,615 |
| Independence Day Celebrating Expenses | 10,000 | - |
| Donation to Trust | 100,000 | - |
| Website Expenses | 24,800 | 36,800 |
| Dish Line Communication Exp. | 12,000 | 12,400 |
| Garage Rent | 36,000 | 36,000 |
| Welfare Expenses | 3,000 | 6,500 |
| Total | 15,158,049 | 19,199,123 |
| 28.00 Selling and Distribution Expenses: Tk.1,478,264 | | |
| Details are as under | | |
| Particulars | | |
| Salary and allowances | 578,140 | 679,840 |
| Bonus | 60,684 | 42,684 |
| Rent for Godown and shop | 204,000 | 204,000 |
| Delivery and distribution expenses | 58,940 | - |
| Excise Duty | 454,227 | 323,127 |
| Sales Promotion Expenses | - | 4,810 |
| Loading and unloading expenses | 21,400 | - |
| Other expenses | 100,873 | 155,435 |
| Total | 1,478,264 | 1,409,896 |
| 29.00 Interest Income: Tk. 35,817,115 | | |
| Details as under | | |
| Particulars | | |
| Interest on STD A/C | 268,424 | 94,527 |
| Interest on FDR | 35,548,691 | 35,749,364 |
| Total | 35,817,115 | 35,843,891 |



An associate firm of D.N. Gupta & Associates

30.00 Other Income: Tk. 3,254,270

Details are as under

| | | |
|-------------------------------------|------------------|----------|
| Tree sale | 150,000 | - |
| Pond lease | 150,250 | - |
| Insurance claim received | 1,642,630 | - |
| Adjustment of advance against sales | 330,799 | - |
| Adjustment of trade creditors | 980,591 | - |
| Total | 3,254,270 | - |

31.00 Provision for Income Tax: Tk. 9,080,670

Calculation are as under

Particulars

Operating Income:

| | Amount in Taka 30 June 2021 | Amount in Taka 30 June 2020 |
|-------------------|-----------------------------------|-----------------------------------|
| Total Loss | (25,218,185) | (49,144,550) |
| WPPF | 695,390 | - |
| Income after WPPF | (24,522,795) | (49,144,550) |

Tax on operating income @ 15%

(A)

| | | |
|-----------------|------------|------------|
| Interest Income | 35,817,115 | 35,843,891 |
|-----------------|------------|------------|

Total Non-Operating Income:

| | | |
|--|-------------------|-------------------|
| | 35,817,115 | 35,843,891 |
|--|-------------------|-------------------|

Tax on interest income @ 22.50%

| | | |
|-------------------------------------|------------------|------------------|
| | 8,058,851 | 8,960,973 |
| Tree sale | 150,000 | - |
| Pond lease | 150,250 | - |
| Insurance claim received | 1,642,630 | - |
| Adjustment of advance against sales | 330,799 | - |
| Adjustment of trade creditors | 980,591 | - |
| Total Other Income | 3,254,270 | - |

Tax on other income @ 22.5%

| | | |
|--|----------------|----------|
| | 732,211 | - |
|--|----------------|----------|

Income from Investment in Shares (Dividend)

| | | |
|--|---------|-----------|
| | 750,000 | 1,250,000 |
|--|---------|-----------|

Tax on Dividend Income @ 20%

(C)

| | | |
|--|----------------|----------------|
| | 150,000 | 250,000 |
|--|----------------|----------------|

| | | |
|---|----------------|----------------|
| Tax on depreciation of Revaluation | 139,608 | 157,016 |
|---|----------------|----------------|

Total Provision for Income Tax

| | | |
|--|------------------|------------------|
| | 9,080,670 | 9,367,989 |
|--|------------------|------------------|

Tax has been provided applying the tax rates as per prevailing income tax law and rules.

32.00 Basic Earning Per Share (EPS) - Disclosure Under IAS 33 "Earning Per Share"

The computation of EPS is given below:

Particulars

| | | |
|--|-------------|---------------|
| Earning attributable to the Ordinary Shareholders [Net Profit/(Loss) after tax] | 5,755,334 | (20,666,574) |
| Number of Ordinary Shares outstanding during the year | 22,298,549 | 22,298,549 |
| Basic EPS | 0.26 | (0.93) |

Due to increase the interest income of the company increased profitability resulting increasing Earning Per Share.

33.00 Reconciliation of net profit with cash flows from operating activities.

Particulars

| | | |
|--|-------------------|-------------------|
| Net Profit | 5,755,334 | (20,666,574) |
| Add: Depreciation | 13,008,658 | 14,736,025 |
| Add: Increase of current liability (except | 981,124 | 6,797,494 |
| Less: Non operating income | (39,821,385) | (37,093,891) |
| Less: Increase of Current Assets (except investment) | 103,561,305 | 88,342,047 |
| Less: Deferred Tax | (928,194) | (752,074) |
| Net cash from operating activities | 82,556,842 | 51,363,027 |

Due to increase the interest income of the company resulting Net Operating Cash Flow Per share has increased.



An associate firm of D.N. Gupta & Associates

34.00 Calculation of net operating cash flow

| | | |
|------------------------------------|-------------|-------------|
| Net cash from operating | 82,556,842 | 51,363,027 |
| Total number of shares | 22,298,549 | 22,298,549 |
| Net operating cash flow per | 3.70 | 2.30 |

35.00 Financial Instruments and Related Disclosures Under IAS 32 "Financial Instruments Disclosures and Presentation"

Set out below is a year-end balance of carrying amounts (book value) of all financial assets & liabilities

| Particulars | Interest Bearing | | Non Interest Bearing Taka | Total Taka |
|--|--------------------------|-------------------------|---------------------------|---------------------|
| | Maturity within One year | Maturity after One year | | |
| <u>Financial Assets</u> | | | | |
| Trade Debtors | - | - | 998,379 | 998,379 |
| Investment in FDR | 597,488,591 | - | - | 597,488,591 |
| Cash & Cash Equivalents | - | - | 8,344,714 | 8,344,714 |
| Total Financial Assets | 597,488,591 | - | 9,343,093 | 606,831,684 |
| <u>Financial Liabilities</u> | | | | |
| Advance against Sales | - | - | - | - |
| Security and Other Deposits | - | - | 19,822 | 19,822 |
| Other Current Liabilities | - | - | 459,101,790 | 459,101,790 |
| Provision for Taxes | - | - | 47,353,812 | 47,353,812 |
| Worker's Profit Participation Fund | - | - | 695,390 | 695,390 |
| Bank Overdraft | 18,772,080 | - | - | 18,772,080 |
| Long Term Bank Loan | - | - | 139,123,633 | 139,123,633 |
| Total Financial Liabilities | 18,772,080 | - | 646,294,447 | 665,066,527 |
| Net Financial Assets/(Liabilities): | 578,716,511 | - | (636,951,354) | (58,234,843) |

Carrying Amounts (Book Value)

The basis of carrying amounts have been stated in accounting policies (Note-2)

Fair Value

Management believe that the fair value of all financial assets and liabilities approximate their carrying value.

Market Value

The market value of all financial instruments are not available as these are not traded on organized markets in standardized form.

Interest Rate Risk Exposure

Company's borrowings are subject to market rate fluctuations which are reviewed with lenders on an ongoing basis.

Concentration on Credit Risk

The company's management believe that there was no significant concentration of credit risk in trade debtors.

Foreign Currency Risk

The company is subject to foreign currency fluctuations as the local currency (Taka) varies with US Dollars and other foreign currencies.



36.00 Related party disclosure

A) The details of related party transactions during the year along with the relationship is illustrated below in accordance of IAS-24:

| Particulars | | | 30 June 2021 | 30 June 2020 |
|----------------------|-------------------------------|-----------------------|-----------------------|-----------------------|
| Name of the party | Relationship with the company | Nature of transaction | Transacted amount Tk. | Transacted amount Tk. |
| Md. Talha | Managing Director | Remuneration | 1,200,000 | 1,200,000 |
| Md. Abdullah Bokhari | Chairman | Honorarium | 315,000 | 540,000 |
| Sub-Total | | | 1,515,000 | 1,740,000 |

B) Disclosure of Managerial Remuneration

The total amount of remuneration paid to the top five salaried officers of the company in the accounting year is :

| SL No | Name | Designation | 30 June 2021 | 30 June 2020 |
|------------------|-----------------------|-------------------------------|------------------|------------------|
| 1 | Md. Showkat Ali | Chief Financial Officer | - | 1,301,280 |
| 2 | Md. AKM Azharul Islam | DGM(Admin) | 807,192 | 893,488 |
| 3 | Md. Abdur Rashid | DGM (Commerce) | - | 711,347 |
| 4 | Md. Akhtaruzzaman | DGM (Mechanical & Production) | 1,358,500 | 1,358,500 |
| 5 | Md. Sharif Abu Bakar | Head of Internal Audit | 383,328 | 421,660 |
| Sub-Total | | | 2,549,020 | 4,686,275 |

Aggregated amount of remuneration paid to all Directors and Officers during the accounting year is as follows:

(A+B)

| SL No | Particulars | Nature of payment | 30 June 2021 | 30 June 2020 |
|--------------|-------------------------|-----------------------------|------------------|------------------|
| 1 | Directors | Board Meeting Fees | 320,000 | 210,000 |
| 2 | Directors | Remuneration | 1,515,000 | 1,740,000 |
| 3 | Officers and Executives | Salary and other allowances | 2,549,020 | 4,686,275 |
| Total | | | 4,384,020 | 6,636,275 |

37.00 Plant Installed Capacity and Capacity Utilization

Figure in MT

| Particulars | Capacity of Production | | Achievement | |
|-----------------|------------------------|-----------|-------------|-----------|
| | 2020-2021 | 2019-2020 | 2020-2021 | 2019-2020 |
| Spinning (Ring) | 2443.88 | 2443.88 | 3.49 | Nil |
| Rotor | 96.62 | 96.62 | 1.36 | Nil |

38.00 Capital Expenditure Commitment

There was no capital expenditure commitment as on June 30, 2021

39.00 Contingent Liability and Contingent Assets

39.01 Both contingent liability as well as contingent assets are existing in relation to interest on unsettled Long Term Loan, Bank Overdraft and Special Fund Deposit with Agrani Bank Ltd., Ishurdi Branch, Pabna, as stated under Note No. 14 & 22 above.

Position of these liabilities/assets as per claims raised both by Agrani Bank Ltd. and by the company.

| Particulars | | Contingent Liabilities plus interest (Claimed by the Bank) (Tk.) |
|-----------------------------------|--|--|
| 1 | Claim lodged by Agrani Bank Ltd. for Long term loan | 289,847,501 |
| | Less Long term loan liability acknowledged by company | (139,123,633) |
| | Sub-total | 150,723,868 |
| 2 | Claim lodged by Agrani Bank Ltd. for Short term loan | 77,674,359 |
| | Less Short term loan liability acknowledged by company | (18,772,080) |
| | Sub-total | 58,902,279 |
| Total Contingent Liability | | 209,626,147 |



An associate firm of D.N. Gupta & Associates

The claimed amount as mentioned above had been fixed as on 20 November 2013. However the claimed amount lodged by the bank as on balance sheet date may be enhanced by interest.

It is mentionable that there was another claim of the Company with Janata Insurance Company Ltd. for Tk.2,000,329 since 1998 which has been settled on receipt of payment as on 5-4-2017 and duly accounted for.

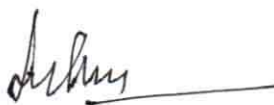
- 39.02 Tax returns for the financial years 2013-14, 2014-15, 2015-2016 and 2016-2017 have been submitted and as per tax law assessment suppose to be completed but the assessment order not yet received. As per previous practice the tax as demanded by the tax authority is to some extent higher than the tax provision. Based on such practice it may be assumed that there may remain some scope of contingent liability.
- 39.03 A case is pending with the Honourable Judge Court filed by the company in the year 2014 no.05 dated 12.01.2014 against Agrani Bank Limited of amounting Tk. 4,375,567,140.83 for damage and compensation for not allowing to sale pledged yarn and to use pledged raw cotton and other materials for production. For this reason, the company incurred losses and subsequently filed case against the bank to compensate for the damage and losses.
- 40.00 There was no bank guarantee issued by the company on behalf of their directors or the company itself except bank loan.
- 41.00 a) No expenses were incurred or paid in foreign currencies.
b) No other income was earned or received in foreign currencies except as stated above.
- 42.00 **Commission, Brokerage or Discount against Sales**
No commission, brokerage and discount was incurred or paid to the sales agent.
- 43.00 Due to dispute with the Agrani Bank Limited, the factory remain closed up to 14-6-2021. The factory has restarted its production from 15-06-2021.
- 44.00 **Disclosure as per requirement of Schedule XI, Part II of the Companies Act, 1994 and DSE's requirement under Annexure 10 of Schedule A-Para-18 of The Dhaka Stock Exchange (Listing) Regulations, 2015**

Compliances are shown in **Annexure-1 & 2** herewith this report.

These financial statements were approved by the Board of Directors on 27.10.2021 and were signed on its behalf by:


Company Secretary


Managing Director & CEO


Director

Dated: November 1, 2021
Place: Dhaka




Chaity Basak, FCA (Enrol # 1772)
Partner
Shiraz Khan Basak & Co.
Chartered Accountants
DVC: 2111011772AS848450

Alhaj Textile Mills Ltd.
Schedule of Fixed Assets as on 30 June,21

Schedule-1

| DEPRECIATION | | | | | | | | | | | | | | |
|--------------|-------------------------------|-----------------------|------------------------|-----------------------------|----------------------------|------------------------------|-----------------------------|--------------------------------|------------------------------|----------------------------|----------|--------------------------------|---|------------------------|
| COST | | | | | | | | | | | | | | |
| SL No | Name of Assets | Cost as at 01.07.2020 | W.D.V as at 01.07.2020 | Revaluation of Fixed Assets | Addition during the period | Adjustment during the period | Total Cost as at 30.06.2021 | Depreciation as at 01.07.2020. | Adjustment during the period | Amount on which Dep. to be | Rate (%) | Depreciation during the period | Accumulated Depreciation as at 30.06.2021 | W.D.V as at 30.06.2021 |
| A | Land & Land Developments | | | | | | | | | | | | | |
| 1 | Land | 8,684,686 | 8,684,686 | - | - | - | 8,684,686 | - | - | 8,684,686 | | | - | 8,684,686 |
| 2 | Land & Land Development | 794,616 | 53,822 | - | - | - | 794,616 | 740,794 | - | 53,822 | 7 | 3,767 | 744,561 | 50,055 |
| | Sub total - A | 9,479,302 | 8,738,508 | - | - | - | 9,479,302 | 740,794 | - | 8,738,508 | | 3,767 | 744,561 | 8,734,741 |
| B | Building & Other Const. | | | | | | | | | | | | | |
| 1 | Factory building (1st class) | 482,437 | 731 | - | - | - | 482,437 | 481,706 | - | 731 | 10 | 73 | 481,779 | 658 |
| 2 | Factory building (2nd class) | 1,014,386 | 981 | - | - | - | 1,014,386 | 1,013,405 | - | 981 | 10 | 98 | 1,013,503 | 883 |
| 3 | Residential Building(Officer) | 2,135,817 | 51,940 | - | - | - | 2,135,817 | 2,083,877 | - | 51,940 | 10 | 5,194 | 2,089,071 | 46,746 |
| 4 | Residential Building(Worker) | 1,054,347 | 24,253 | - | - | - | 1,054,347 | 1,030,094 | - | 24,253 | 10 | 2,425 | 1,032,519 | 21,828 |
| 5 | Officer Building | 712,703 | 17,265 | - | - | - | 712,703 | 695,438 | - | 17,265 | 10 | 1,726 | 697,164 | 15,539 |
| 6 | Other Buildings | 1,476,783 | 37,213 | - | - | - | 1,476,783 | 1,439,570 | - | 37,213 | 10 | 3,721 | 1,443,291 | 33,492 |
| 7 | Water Installation | 144,752 | 4,151 | - | - | - | 144,752 | 140,601 | - | 4,151 | 10 | 415 | 141,016 | 3,736 |
| 8 | Electric Installation | 298,311 | 4,436 | - | - | - | 298,311 | 293,875 | - | 4,436 | 10 | 444 | 294,319 | 3,992 |
| 9 | Other Construction(1st class) | 352,962 | 9,052 | - | - | - | 352,962 | 343,910 | - | 9,052 | 10 | 905 | 344,815 | 8,147 |
| 10 | Other Construction(Temp.) | 302,960 | 11,649 | - | - | - | 302,960 | 291,311 | - | 11,649 | 10 | 1,165 | 292,476 | 10,484 |



| COST | | | | | | | | | | | | | | DEPRECIATION | | | | | |
|-------|-----------------------------------|-----------------------|------------------------|-----------------------------|----------------------------|------------------------------|-----------------------------|--------------------------------|------------------------------|----------------------------|----------|--------------------------------|---|------------------------|--|--|--|--|--|
| SL No | Name of Assets | Cost as at 01.07.2020 | W.D.V as at 01.07.2020 | Revaluation of Fixed Assets | Addition during the period | Adjustment during the period | Total Cost as at 30.06.2021 | Depreciation as at 01.07.2020. | Adjustment during the period | Amount on which Dep. to be | Rate (%) | Depreciation during the period | Accumulated Depreciation as at 30.06.2021 | W.D.V as at 30.06.2021 | | | | | |
| 11 | Ceiling and Partition (Fact. U-1) | 267,050 | 15,105 | - | - | - | 267,050 | 251,945 | - | 15,105 | 10 | 1,510 | 253,455 | 13,595 | | | | | |
| 12 | Staff Quarter (2nd Class) | 296,261 | 16,569 | - | - | - | 296,261 | 279,692 | - | 16,569 | 10 | 1,657 | 281,349 | 14,912 | | | | | |
| 13 | Central Godown | 897,532 | 53,017 | - | - | - | 897,532 | 844,515 | - | 53,017 | 10 | 5,302 | 849,817 | 47,715 | | | | | |
| 14 | Building & Other Construction | 27,251,239 | 9,709,718 | - | - | - | 27,251,239 | 17,541,521 | - | 9,709,718 | 5 | 485,486 | 18,027,007 | 9,224,232 | | | | | |
| 15 | Generator House | 3,782,922 | 948,422 | - | - | - | 3,782,922 | 2,834,500 | - | 948,422 | 10 | 94,842 | 2,929,342 | 853,580 | | | | | |
| 16 | Pump Installation | 672,206 | 138,287 | - | - | - | 672,206 | 533,919 | - | 138,287 | 10 | 13,829 | 547,748 | 124,458 | | | | | |
| 17 | Distribution Panel Board | 1,700,568 | 291,580 | - | - | - | 1,700,568 | 1,408,988 | - | 291,580 | 10 | 29,158 | 1,438,146 | 262,422 | | | | | |
| 18 | Cable Installation | 3,016,014 | 549,468 | - | - | - | 3,016,014 | 2,466,546 | - | 549,468 | 10 | 54,947 | 2,521,493 | 494,521 | | | | | |
| 19 | Electric Digital Meter Room | 1,080,253 | 574,091 | - | - | - | 1,080,253 | 506,162 | - | 574,091 | 10 | 57,409 | 563,571 | 516,682 | | | | | |
| 20 | Staff Quarter | 369,471 | 47,354 | - | - | - | 369,471 | 322,117 | - | 47,354 | 10 | 4,735 | 326,852 | 42,619 | | | | | |
| 21 | Electrical Installation | 287,523 | 77,742 | - | - | - | 287,523 | 209,781 | - | 77,742 | 10 | 7,774 | 217,555 | 69,968 | | | | | |
| 22 | Electric Sub Station | 5,371,588 | 656,694 | - | - | - | 5,371,588 | 4,714,894 | - | 656,694 | 10 | 65,669 | 4,780,563 | 591,025 | | | | | |
| 23 | Other Cons.(Ducting) | 91,915 | 48,068 | - | - | - | 91,915 | 43,847 | - | 48,068 | 5 | 2,403 | 46,250 | 45,665 | | | | | |
| 24 | Ceiling and Partition (Fact.U-2) | 1,907,838 | 262,026 | - | - | - | 1,907,838 | 1,645,812 | - | 262,026 | 10 | 26,203 | 1,672,015 | 235,823 | | | | | |
| 25 | Humidification Plant | 10,222,371 | 1,451,696 | - | - | - | 10,222,371 | 8,770,675 | - | 1,451,696 | 10 | 145,169 | 8,915,844 | 1,306,527 | | | | | |
| 26 | Scale | 444,228 | 67,496 | - | - | - | 444,228 | 376,732 | - | 67,496 | 10 | 6,750 | 383,482 | 60,746 | | | | | |
| 27 | Switch Board Room | 221,010 | 108,645 | - | - | - | 221,010 | 112,365 | - | 108,645 | 10 | 10,864 | 123,229 | 97,781 | | | | | |



| COST | | | | | | | | | | | | | | | DEPRECIATION | | | | | |
|-------|---------------------------|-----------------------|------------------------|-----------------------------|----------------------------|------------------------------|-----------------------------|--------------------------------|------------------------------|----------------------------|----------|--------------------------------|---|------------------------|--------------|--|--|--|--|--|
| SL No | Name of Assets | Cost as at 01.07.2020 | W.D.V as at 01.07.2020 | Revaluation of Fixed Assets | Addition during the period | Adjustment during the period | Total Cost as at 30.06.2021 | Depreciation as at 01.07.2020. | Adjustment during the period | Amount on which Dep. to be | Rate (%) | Depreciation during the period | Accumulated Depreciation as at 30.06.2021 | W.D.V as at 30.06.2021 | | | | | | |
| 28 | H/O Interior Decoration | 1,235,075 | 92,735 | - | - | - | 1,235,075 | 1,142,340 | - | 92,735 | 25 | 23,184 | 1,165,524 | 69,551 | | | | | | |
| | Sub Total B | 67,090,522 | 15,270,384 | - | - | - | 67,090,522 | 51,820,138 | - | 15,270,384 | | 1,053,057 | 52,873,195 | 14,217,327 | | | | | | |
| C | Plant & Machinery: | | | | | | | | | | | | | | | | | | | |
| 1 | Plant and Machinery | 2,265,254 | 8,122 | - | - | - | 2,265,254 | 2,257,132 | - | 8,122 | 15 | 1,218 | 2,258,350 | 6,904 | | | | | | |
| 2 | Evaluation Unit | 400,000 | 30,034 | - | - | - | 400,000 | 369,966 | - | 30,034 | 25 | 7,508 | 377,474 | 22,526 | | | | | | |
| 3 | Workshop Mach. Equipment | 5,825 | 37 | - | - | - | 5,825 | 5,788 | - | 37 | 15 | 5 | 5,793 | 32 | | | | | | |
| 4 | Power House Machinery | 538,778 | 25,770 | - | - | - | 538,778 | 513,008 | - | 25,770 | 15 | 3,865 | 516,873 | 21,905 | | | | | | |
| 5 | Fire Fighting Equipment | 58,345 | 3,070 | - | - | - | 58,345 | 55,275 | - | 3,070 | 15 | 460 | 55,735 | 2,610 | | | | | | |
| 6 | Office equipment | 506,875 | 2,685 | - | - | - | 506,875 | 504,190 | - | 2,685 | 15 | 403 | 504,593 | 2,282 | | | | | | |
| 7 | Transport equipment | 1,630 | 21 | - | - | - | 1,630 | 1,609 | - | 21 | 15 | 3 | 1,612 | 18 | | | | | | |
| 8 | Loose Tools | 291,356 | 8,665 | - | - | - | 291,356 | 282,691 | - | 8,665 | 15 | 1,300 | 283,991 | 7,365 | | | | | | |
| 9 | Laboratory Appliances | 617,946 | 24,156 | - | - | - | 617,946 | 593,790 | - | 24,156 | 15 | 3,623 | 597,413 | 20,533 | | | | | | |
| 10 | Electronic Twist Tester | 190,000 | 132,128 | - | - | - | 190,000 | 57,872 | - | 132,128 | 15 | 19,819 | 77,691 | 112,309 | | | | | | |
| 11 | Plant & Machinery | 234,549,024 | 24,111,864 | - | - | - | 234,549,024 | 210,437,160 | - | 24,111,864 | 15 | 3,616,779 | 214,053,939 | 20,495,085 | | | | | | |
| 12 | Gas Generator | 23,304,127 | 4,166,659 | - | - | - | 23,304,127 | 19,137,468 | - | 4,166,659 | 10 | 416,666 | 19,554,134 | 3,749,993 | | | | | | |
| 13 | Gas Generator Overhauling | 10,195,347 | 587,741 | - | - | - | 10,195,347 | 9,607,606 | - | 587,741 | 30 | 176,322 | 9,783,928 | 411,419 | | | | | | |
| 14 | Cooling Tower | 1,188,843 | 295,226 | - | - | - | 1,188,843 | 893,617 | - | 295,226 | 20 | 59,045 | 952,662 | 236,181 | | | | | | |



| SL No | Name of Assets | COST | | | | | | DEPRECIATION | | | | | | W.D.V as at 30.06.2021 |
|-------|----------------------------|-----------------------|------------------------|-----------------------------|----------------------------|------------------------------|-----------------------------|--------------------------------|------------------------------|----------------------------|----------|--------------------------------|---|------------------------|
| | | Cost as at 01.07.2020 | W.D.V as at 01.07.2020 | Revaluation of Fixed Assets | Addition during the period | Adjustment during the period | Total Cost as at 30.06.2021 | Depreciation as at 01.07.2020. | Adjustment during the period | Amount on which Dep. to be | Rate (%) | Depreciation during the period | Accumulated Depreciation as at 30.06.2021 | |
| 15 | Air Compressor Machine | 3,427,993 | 1,917,674 | - | - | - | 3,427,993 | 1,510,319 | - | 1,917,674 | 10 | 191,767 | 1,702,086 | 1,725,907 |
| 16 | Grinding Machine | 1,649,034 | 236,177 | - | - | - | 1,649,034 | 1,412,857 | - | 236,177 | 10 | 23,618 | 1,436,475 | 212,559 |
| 17 | Boiler Installation | 886,365 | 114,065 | - | - | - | 886,365 | 772,300 | - | 114,065 | 10 | 11,406 | 783,706 | 102,659 |
| 18 | Laboratory Appliances | 250,410 | 19,523 | - | - | - | 250,410 | 230,887 | - | 19,523 | 20 | 3,904 | 234,791 | 15,619 |
| 19 | Testing Lab. Machine | 1,572,488 | 381,088 | - | - | - | 1,572,488 | 1,191,400 | - | 381,088 | 10 | 38,109 | 1,229,509 | 342,979 |
| 20 | Water Treatment Plant | 1,000,000 | 163,943 | - | - | - | 1,000,000 | 836,057 | - | 163,943 | 10 | 16,394 | 852,451 | 147,549 |
| 21 | Gas Pipe line with station | 3,526,003 | 486,941 | - | - | - | 3,526,003 | 3,039,062 | - | 486,941 | 10 | 48,694 | 3,087,756 | 438,247 |
| 22 | Installation of EVC meter | 380,314 | 303,217 | - | - | - | 380,314 | 77,097 | - | 303,217 | 10 | 30,322 | 107,419 | 272,895 |
| 23 | Fire Fighting Equipment | 287,295 | 77,657 | - | - | - | 287,295 | 209,638 | - | 77,657 | 10 | 7,766 | 217,404 | 69,891 |
| 24 | Other Machinery | 334,603 | 68,167 | - | - | - | 334,603 | 266,436 | - | 68,167 | 10 | 6,817 | 273,253 | 61,350 |
| | Sub Total C | 287,427,855 | 33,164,630 | - | - | - | 287,427,855 | 254,263,225 | - | 33,164,630 | | 4,685,813 | 258,949,038 | 28,478,817 |
| | D Motor Vehicles: | | | | | | | | | | | | | |
| 1 | Motor Car | 3,698,097 | 1,778,871 | - | - | - | 3,698,097 | 1,919,226 | - | 1,778,871 | 20 | 355,774 | 2,275,000 | 1,423,097 |
| | Sub Total - D | 3,698,097 | 1,778,871 | - | - | - | 3,698,097 | 1,919,226 | - | 1,778,871 | | 355,774 | 2,275,000 | 1,423,097 |
| E | Furniture & Fixtures: | | | | | | | | | | | | | |
| 1 | Furniture (Factory) | 123,622 | 29,869 | - | - | - | 123,622 | 93,753 | - | 29,869 | 10 | 2,987 | 96,740 | 26,882 |
| 2 | Furniture (Office) | 1,102,849 | 232,763 | - | - | - | 1,102,849 | 870,086 | - | 232,763 | 10 | 23,276 | 893,362 | 209,487 |



| COST | | | | | | | | | | DEPRECIATION | | | | | | W.D.V as at 30.06.2021 |
|-------|-------------------------------|-----------------------|------------------------|-----------------------------|----------------------------|------------------------------|-----------------------------|--------------------------------|------------------------------|----------------------------|----------|--------------------------------|---|------------------------|--|------------------------|
| SL No | Name of Assets | Cost as at 01.07.2020 | W.D.V as at 01.07.2020 | Revaluation of Fixed Assets | Addition during the period | Adjustment during the period | Total Cost as at 30.06.2021 | Depreciation as at 01.07.2020. | Adjustment during the period | Amount on which Dep. to be | Rate (%) | Depreciation during the period | Accumulated Depreciation as at 30.06.2021 | W.D.V as at 30.06.2021 | | |
| 3 | School Furniture | 9,509 | 331 | - | - | - | 9,509 | 9,178 | - | 331 | 10 | 33 | 9,211 | 298 | | |
| 4 | Iron Safe | 21,900 | 17,169 | - | - | - | 21,900 | 4,731 | - | 17,169 | 10 | 1,717 | 6,448 | 15,452 | | |
| 5 | Air Conditioner | 841,923 | 60,183 | - | - | - | 841,923 | 781,740 | - | 60,183 | 20 | 12,036 | 793,776 | 48,147 | | |
| 6 | Office Equipment | 129,106 | 51,720 | - | - | - | 129,106 | 77,386 | - | 51,720 | 10 | 5,172 | 82,558 | 46,548 | | |
| 7 | Furniture (Residential) | 149,597 | 15,856 | - | - | - | 149,597 | 133,741 | - | 15,856 | 20 | 3,171 | 136,912 | 12,685 | | |
| | Sub Total - E | 2,378,506 | 407,891 | - | - | - | 2,378,506 | 1,970,615 | - | 407,891 | | 48,392 | 2,019,007 | 359,499 | | |
| F | Sundry Assets | | | | | | | | | | | | | | | |
| 1 | Books | 38,784 | 7,240 | - | - | - | 38,784 | 31,544 | - | 7,240 | 20 | 1,448 | 32,992 | 5,792 | | |
| 2 | Crockeries & Cutleries | 105,745 | 4,411 | - | - | - | 105,745 | 101,334 | - | 4,411 | 20 | 882 | 102,216 | 3,529 | | |
| 3 | Soft Furnishing | 73,036 | 7,971 | - | - | - | 73,036 | 65,065 | - | 7,971 | 15 | 1,195 | 66,260 | 6,776 | | |
| 4 | Arms and Ammunition | 6,991 | 8 | - | - | - | 6,991 | 6,983 | - | 8 | 15 | - | 6,983 | 8 | | |
| 5 | Radio, Transistor, T.V & Dish | 228,218 | 6,935 | - | - | - | 228,218 | 221,283 | - | 6,935 | 20 | 1,387 | 222,670 | 5,548 | | |
| 6 | Games & Sports Equipment | 5,072 | - | - | - | - | 5,072 | 5,072 | - | - | 20 | - | 5,072 | - | | |
| 7 | Intercom system | 555,025 | 18,291 | - | - | - | 556,025 | 537,734 | - | 18,291 | 20 | 3,658 | 541,392 | 14,633 | | |
| 8 | Other Sundry Assets | 333,797 | 88,869 | - | - | - | 333,797 | 244,928 | - | 88,869 | 10 | 8,887 | 253,815 | 79,982 | | |
| 9 | Bi-Cycle | 6,486 | - | - | - | - | 6,486 | 6,486 | - | - | 20 | - | 6,486 | - | | |
| 10 | Computer | 1,578,810 | 83,330 | - | 22,240 | - | 1,601,050 | 1,495,480 | - | 105,570 | 30 | 29,448 | 1,524,928 | 76,122 | | |



| COST | | | | | | | | | | | | | | DEPRECIATION | | | | | |
|-------|---------------------------------|-----------------------|------------------------|-----------------------------|----------------------------|------------------------------|-----------------------------|--------------------------------|------------------------------|----------------------------|------------|--------------------------------|---|------------------------|--|--|--|--|--|
| SL No | Name of Assets | Cost as at 01.07.2020 | W.D.V as at 01.07.2020 | Revaluation of Fixed Assets | Addition during the period | Adjustment during the period | Total Cost as at 30.06.2021 | Depreciation as at 01.07.2020. | Adjustment during the period | Amount on which Dep. to be | Rate (%) | Depreciation during the period | Accumulated Depreciation as at 30.06.2021 | W.D.V as at 30.06.2021 | | | | | |
| 11 | Fax Machine | 92,000 | 2,440 | - | - | - | 92,000 | 89,560 | - | 2,440 | 20 | 488 | 90,048 | 1,952 | | | | | |
| 12 | Sign Board | 2,108 | - | - | - | - | 2,108 | 2,108 | - | - | 20 | - | 2,108 | - | | | | | |
| 13 | Refrigerator | 58,715 | 5,083 | - | - | - | 58,715 | 53,632 | - | 5,083 | 20 | 1,017 | 54,649 | 4,066 | | | | | |
| 14 | Water Tank | 11,020 | 181 | - | - | - | 11,020 | 10,839 | - | 181 | 20 | 36 | 10,875 | 145 | | | | | |
| 15 | Telephone Installation | 86,330 | 35,012 | - | - | - | 86,330 | 51,318 | - | 35,012 | 20 | 7,002 | 58,320 | 28,010 | | | | | |
| 16 | C.C.Camera | 389,183 | 212,607 | - | - | - | 389,183 | 176,576 | - | 212,607 | 25 | 53,152 | 229,728 | 159,455 | | | | | |
| 17 | Router | 6,750 | 1,152 | - | - | - | 6,750 | 5,598 | - | 1,152 | 25 | 288 | 5,886 | 864 | | | | | |
| 18 | Mobile Set | 412,135 | 53,171 | - | - | - | 412,135 | 358,964 | - | 53,171 | 20 | 10,634 | 369,598 | 42,537 | | | | | |
| 19 | Maik | 6,958 | 91 | - | - | - | 6,958 | 6,867 | - | 91 | 20 | 18 | 6,885 | 73 | | | | | |
| | Overhauling for:- | | | | | | | | | | | | | | | | | | |
| 20 | Carding Machine | 2,255,679 | 318,402 | - | - | - | 2,255,679 | 1,937,277 | - | 318,402 | 40 | 127,361 | 2,064,638 | 191,041 | | | | | |
| 21 | Drawing Frame Machine | 1,571,952 | 293,963 | - | - | - | 1,571,952 | 1,277,989 | - | 293,963 | 40 | 117,585 | 1,395,574 | 176,378 | | | | | |
| 22 | Savio Auto Cone Machine | 10,454,532 | 1,755,482 | - | - | - | 10,454,532 | 8,699,050 | - | 1,755,482 | 35 | 614,419 | 9,313,469 | 1,141,063 | | | | | |
| 23 | Gas Generator | 730,268 | 207,101 | - | - | - | 730,268 | 523,167 | - | 207,101 | 40 | 82,840 | 606,007 | 124,261 | | | | | |
| 24 | Simplex Machine | 255,816 | 53,414 | - | - | - | 255,816 | 202,402 | - | 53,414 | 40 | 21,366 | 223,768 | 32,048 | | | | | |
| | Sub Total - F | 19,266,410 | 3,155,154 | - | 22,240 | - | 19,288,650 | 16,111,256 | - | 3,177,394 | | 1,083,111 | 17,194,367 | 2,094,283 | | | | | |
| 25 | Gas Generator Major Overhauling | 14,981,141 | 7,777,609 | - | - | - | 14,981,141 | 7,203,532 | - | 7,777,609 | 3m.s lm | 3,087,228 | 10,290,760 | 4,690,381 | | | | | |



| COST | | | | | | | | | | | | | | DEPRECIATION | | | | | | W.D.V as at 30.06.2021 |
|----------|-----------------------------------|--------------------------|------------------------------|-----------------------------------|-------------------------------------|-------------------------------------|--------------------------------|--------------------------------------|------------------------------------|----------------------------------|-------------|---------------------------------------|--|--------------|--|--|--|--|--|---------------------------|
| SL No | Name of Assets | Cost as at 01.07.2020 | W.D.V as at 01.07.2020 | Revaluation of Fixed Assets | Addition during the period | Adjustmen t during the period | Total Cost as at 30.06.2021 | Depreciation as at 01.07.2020. | Adjustment during the period | Amount on which Dep. to be | Rate (%) | Depreciatio n during the period | Accumulated Depreciation as at 30.06.2021 | | | | | | | |
| 26 | Carding Machine | 451,444 | 248,296 | - | - | | 451,444 | 203,148 | - | 248,296 | 20 | 90,288 | 293,436 | 158,008 | | | | | | |
| 27 | Drawing Frame Machine | 1,257,961 | 901,539 | - | - | | 1,257,961 | 356,422 | - | 901,539 | 10 | 125,796 | 482,218 | 775,743 | | | | | | |
| 28 | Savio Auto Cone Machine | 7,723,551 | 4,376,675 | - | - | | 7,723,551 | 3,346,876 | - | 4,376,675 | 20 | 1,544,712 | 4,891,588 | 2,831,963 | | | | | | |
| | Sub Total - G | 24,414,097 | 13,304,119 | - | - | - | 24,414,097 | 11,109,978 | - | 13,304,119 | - | 4,848,024 | 15,958,002 | 8,456,095 | | | | | | |
| | Total: | 413,754,789 | 75,819,557 | - | 22,240 | - | 413,777,029 | 337,935,232 | - | 75,841,797 | - | 12,077,938 | 350,013,170 | 63,763,859 | | | | | | |
| | Rev. on Reserve of Fixed asset | - | - | 10,839,153 | - | - | - | - | | - | | 930,720 | - | 9,908,433 | | | | | | |
| | Total | 413,754,789 | 75,819,557 | 10,839,153 | 22,240 | - | 413,777,029 | 337,935,232 | - | 75,841,797 | | 13,008,658 | 350,013,170 | 73,672,292 | | | | | | |

Allocation of Depreciation

Factory Overhead:

| | |
|------------------------------|-------------------|
| Dep. of Fixed Assets | 11,549,929 |
| Dep. on Rev. Of Fixed Assets | 930,720 |
| Administrative | 528,009 |
| Total | 13,008,658 |



ALHAJ TEXTILE MILLS LTD.
Ishurdi - Pabna
Depreciation Schedule of Revaluation of Fixed Asset
For the year ended 30 June, 2021

| Schedule-2 | | | | | | | | | | |
|-------------------|--------------------------------|-----------------------------|-----------------------|---------------------------|---------------------|-----------------------|-----------------|---------------------|-----------------------|------------------|
| SL No | Particulars | COST | | | Depreciation | | | | | |
| | | Revaluation of Fixed Assets | W.D.V. as on 1/7/2020 | Total Cost as on 1/7/2020 | Dep. Up to 1/7/2020 | Dep. To be Calculated | Rate of Dep.(%) | Dep.during the year | Accum.Dep. 30/06/2021 | W.D.V 30/06/2021 |
| 1 | 2 | 3 | 4 | 5 | 6 | 7 | 8 | 9 | 10 | 11 |
| 1 | Land | 1,554,675 | 1,554,675 | 1,554,675 | - | 1,554,675 | - | - | - | 1,554,675 |
| 2 | Land & Land Development | 8,028,325 | 3,613,578 | 8,028,325 | 4,414,747 | 3,613,578 | 7 | 252,950 | 4,667,697 | 3,360,628 |
| | Sub total - A | 9,583,000 | 5,168,253 | 9,583,000 | 4,414,747 | 5,168,253 | | 252,950 | 4,667,697 | 4,915,303 |
| 1 | Factory building (1st class) | 579,852 | 161,746 | 579,852 | 418,106 | 161,746 | 10 | 16,175 | 434,281 | 145,571 |
| 2 | Factory building (2nd class) | 779,355 | 217,395 | 779,355 | 561,960 | 217,395 | 10 | 21,739 | 583,699 | 195,656 |
| 3 | Residential Building(Officers) | 3,705,574 | 1,162,849 | 3,705,574 | 2,542,725 | 1,162,849 | 10 | 116,285 | 2,659,010 | 1,046,564 |
| 4 | Residential Building(Workers) | 1,730,289 | 542,983 | 1,730,289 | 1,187,306 | 542,983 | 10 | 54,298 | 1,241,604 | 488,685 |
| 5 | Officers Buildings | 1,231,725 | 386,528 | 1,231,725 | 845,197 | 386,528 | 10 | 38,653 | 883,850 | 347,875 |
| 6 | Other Buildings | 2,654,889 | 740,562 | 2,654,889 | 1,914,327 | 740,562 | 10 | 74,056 | 1,988,383 | 666,506 |
| 7 | Water Installation | 81,511 | 25,575 | 81,511 | 55,936 | 25,575 | 10 | 2,557 | 58,493 | 23,018 |
| 8 | Electric Installation | 316,492 | 99,318 | 316,492 | 217,174 | 99,318 | 10 | 9,932 | 227,106 | 89,386 |
| 9 | Other Construction(1st class) | 429,117 | 119,698 | 429,117 | 309,419 | 119,698 | 10 | 11,970 | 321,389 | 107,728 |
| 10 | Other Construction(Tem) | 2,196 | 613 | 2,196 | 1,583 | 613 | 10 | 61 | 1,644 | 552 |
| | Sub Total - B | 11,511,000 | 3,457,267 | 11,511,000 | 8,053,733 | 3,457,267 | | 345,726 | 8,399,459 | 3,111,541 |
| 1 | Plant and Machinery | 3,811,231 | 600,267 | 3,811,231 | 3,210,964 | 600,267 | 15 | 90,040 | 3,301,004 | 510,227 |
| 2 | Workshop Mach.Equipment | 343,159 | 57,227 | 343,159 | 285,932 | 57,227 | 15 | 8,584 | 294,516 | 48,643 |
| 3 | Power House Machinery | 4,697,905 | 783,441 | 4,697,905 | 3,914,464 | 783,441 | 15 | 117,516 | 4,031,980 | 665,925 |
| 4 | Fire Fighting Equipment | 127,507 | 22,592 | 127,507 | 104,915 | 22,592 | 15 | 3,389 | 108,304 | 19,203 |
| 5 | Medical & Office equipment | 3,908,372 | 615,568 | 3,908,372 | 3,292,804 | 615,568 | 15 | 92,335 | 3,385,139 | 523,233 |
| 6 | Transport equipment | 8,367 | 1,395 | 8,367 | 6,972 | 1,395 | 15 | 209 | 7,181 | 1,186 |
| 7 | Loose Tools | 958,061 | 133,143 | 958,061 | 824,918 | 133,143 | 15 | 19,971 | 844,889 | 113,172 |
| | Sub Total - C | 13,854,602 | 2,213,633 | 13,854,602 | 11,640,969 | 2,213,633 | | 332,044 | 11,973,013 | 1,881,589 |
| | Total (A+B+C) | 34,948,602 | 10,839,153 | 34,948,602 | 24,109,449 | 10,839,153 | | 930,720 | 25,040,169 | 9,908,433 |



ANNEXURE-1

Disclosure as per requirement of Schedule XI, Part II of the Companies Act, 1994:

- A. Disclosure as per requirement of Schedule XI, Part II, Para-3, Note 4 (i) and (ii)
Employees position of the company as at 30 June, 2021:

| Salary (Monthly) | Officer & Staff | | Worker | Total Employee s |
|---|-----------------|-------------|------------|---------------------|
| | Factory | Head Office | | |
| Aggregate remuneration for the year Tk. 36,000/- and above. | 18 | 13 | 110 | 141 |
| Aggregate remuneration for the year below Tk. 36,000/- | - | - | - | - |
| Total | 18 | 13 | 110 | 141 |

Disclosure as per requirement of Schedule XI, Part II, Para 3:

| Para | | Compliance status of disclosure of Schedule XI, Part II, Para 3 |
|-------------|--|--|
| 3(i)(a) | The turnover | Complied -Disclosed in Note No- 25 |
| 3 (i)(b) t | Commission paid to the selling agent | Not Applicable |
| 3(i)(c) | Brokerage and discount on sales, other than the usual trade discount. | Not Applicable |
| 3(i)(d)(i) | The value of the raw materials consumed, giving item wise breakup as possible. | Complied -Disclosed in Note No- 5.01 |
| 3(i)(d)(ii) | The opening and closing stocks of goods produced. | Complied -Disclosed in Note No- 5.03 |
| 3(i)(e) | In the case of trading companies, the purchase made and the opening and closing stocks. | Not applicable |
| 3(i)(f) | In the case of companies rendering or supplying services, the gross income derived from services rendered or supplied. | Not Applicable |
| 3(i)(g) | Opening and closing stocks, purchases and sales and consumption of raw materials with value and quantity break-up for the company, which falls under one or more categories i.e. manufacturing and/or trading. | Complied -Disclosed in Note No- 5.01 |
| 3(i)(h) | In the case of other companies, the gross income derived under different heads. | Not Applicable |
| 3(i)(i) | Work-in-progress, which have been completed at the commencement and at the end of the accounting period. | Complied- Disclosed in Note No- 5.02 |
| 3(i)(j) | Provision for depreciation, renewals or diminution in value of fixed assets. | Complied -Disclosed in Schedule No- 1-2 |
| 3(i)(k) | Interest on the debenture paid or payable to the Managing Director, Managing Agent and Manager. | Not Applicable |
| 3(i)(l) | Charge of income tax and other taxation on profits. | Complied -Disclosed in Note No- 31 |
| 3(i)(m) | Revised for repayment of share capital and repayment of loans | Not Applicable |
| 3(i)(n)(i) | Amount set aside or proposed to be set aside, to reserve, but not including provisions made to meet any specific liability, contingency or commitment, know to exist at the date as at which the balance sheet is made up. | Not Applicable |
| 3(i)(n)(ii) | Amount withdrawn from above mentioned reserve | Not Applicable |
| 3(i)(o)(i) | Amount set aside to provisions made for meeting specific liabilities, contingencies of commitments. | Not Applicable |
| 3(i)(o)(ii) | Amount withdrawn from above mentioned provisions, as no longer required. | Not Applicable |



An associate firm of D.N. Gupta & Associates

- 3(i)(p) Expenditure incurred on each of the following items, separately for each item: (i) Consumption of stores and spare parts (ii) Power and Fuel (iii) Rent (iv) Repairs of Buildings (v) Repairs of Machinery (vi) (1) Salaries, wages and bonus (2) Contribution to provident and other funds (3) Workmen and staff welfare expenses to the extent not adjusted from any previous provision or reserve.

Complied -Disclosed in Note From 26.01 to 26.04, 27, 28 and in Income Statement

B. Disclosure as per requirement of Schedule XI, Part II, Para 4:

Payment/Perquisites to Directors & Managers

Complied and Disclosed in Schedule 36.

C. Disclosure as per requirement of Schedule XI, Part II, Para 7:

Details of production capacity utilization:

2020-2021

| Particulars | License Capacity (In MT) | Installed Capacity (In MT) | Actual Production (In MT) | Capacity Utilization |
|---|--------------------------|----------------------------|---------------------------|----------------------|
| Annual production capacity in MT Spinning (R/Frame) | 2,282.28 | 2,443.88 | 10.00 | 0.40% |
| (Average 32/1 count) Rotor | 258.19 | 96.62 | 3.00 | 3.10% |

2019-2020

| Particulars | License Capacity (In MT) | Installed Capacity (In MT) | Actual Production (In MT) | Capacity Utilization |
|---|--------------------------|----------------------------|---------------------------|----------------------|
| Annual production capacity in MT Spinning (R/Frame) | 2,282.28 | 2,443.88 | Nil | Nil |
| (Average 32/1 count) Rotor | 258.19 | 96.62 | Nil | Nil |

D. Disclosure as per requirement of Schedule XI, Part II, Para 8 (C) :

Raw materials, spare parts, packing materials and capital machinery:

| Items | Total Purchase (BDT) | Consumption (BDT) | % of consumption of total purchase |
|------------------|----------------------|-------------------|------------------------------------|
| Raw materials | 27,707,719 | 3,076,038 | 11.10% |
| Spare parts | 3,032,470 | 324,075 | 10.69% |
| Packing material | 246,760 | 152,397 | 61.76% |
| Total | 30,986,949 | 3,552,510 | |

Value of export:

| Particulars | In foreign currencies (US\$) | In BDT | Not applicable as the Company has not exported any commodities. |
|--------------|------------------------------|--------|---|
| Export | NIL | NIL | |
| Total | | | |

i) The company has not incurred any expenditure in foreign currencies for the period from 01 July, 2020 to 30 June, 2021 on account of royalty, know-how, professional fees, consultancy fees and interest;

ii) The company has not earned any foreign exchanges for royalty, know-how, professional fees, consultancy fees and interest;

iii) The Company has not remitted any foreign currencies on account of dividend.



Annexure-2

Disclosure as per DSE's requirement of Annexure-10 of Schedule-A, Para-18

Ratio Analysis

| | | 2016-2017 | 2017-2018 | 2018-2019 | 2019-2020 | 2020-2021 |
|-----------|---|-----------|-----------|-----------|-----------|-----------|
| A) | <u>Liquidity/Solvency Ratios:</u> | | | | | |
| 1) | Current ratio | 2.90:1 | 2.55:1 | 1.48:1 | 1.46:1 | 1.49:1 |
| 2) | Quick ratio | 2.44:1 | 1.73:1 | 0.93:1 | 1.10:1 | 1.32:1 |
| 3) | Times Interest Earned Ratio | NA | NA | NA | NA | NA |
| 4) | Debt to Equity Ratio | 1.21:1 | 1.31:1 | 3.22:1 | 3.61:1 | 3.54:1 |
| 5) | Bad debt Ratio | NA | NA | NA | NA | NA |
| B) | <u>Operating Ratios:</u> | | | | | |
| 1) | Accounts receivable Turnover Ratio | NA | NA | NA | NA | NA |
| 2) | Inventory Turnover Ratio | 3.85 | 2.23 | 0.56 | 0.51 | 1.14:1 |
| 3) | Asset Turn over Ratio | 0.74 | 0.65 | 0.27 | 0.28 | 0.45 |
| C) | <u>Profitability Ratios:</u> | | | | | |
| 1) | Gross Margin Ratio | 14.35% | 6.69% | (28.23)% | (30.45)% | (5.63)% |
| 2) | Operating Income Ratio | 7.84% | (0.83)% | (53.15)% | (52.45)% | (16.54)% |
| 3) | Net Income Ratio | 10.91% | 3.72% | (44.42)% | (22.06)% | 3.78% |
| 4) | Return on Assets Ratio | 5.78% | 1.67% | (4.75)% | (2.38)% | 0.66% |
| 5) | Return on Equity Ratio | 12.78% | 3.85% | (20.06)% | (10.96)% | 3.00% |
| 6) | Net Operating cash flow to Net Profit Ratio | 45.44% | (654.97)% | (429.08)% | (248.53)% | 1434.44% |
| 7) | Earning per Share | 1.74 | .48 | (1.88) | (0.93) | 0.26 |
| D) | <u>Stockholder Ratios:</u> | | | | | |
| 1) | Price/Earnings (P/E) Ratio | 65.18 | 163.13 | (41.62) | (84.48) | 166.21 |
| 2) | Dividend yield Ratio | 0.44% | - | - | - | - |
| 3) | Dividend Payout Ratio | 104.17% | - | - | - | - |



An associate firm of D.N. Gupta & Associates

Alhaj Textile Mills Limited

Dividend Distribution Policy

Background and applicability

Bangladesh Securities and Exchange Commission (BSEC) requires the listed companies to disclose Dividend Distribution Policy.

This document, adopted by the Board of Directors of Alhaj Textile Mills Limited, lays down the Dividend Distribution Policy ("the Policy") of the Company.

The Policy is subject to review as and when considered appropriate by the Board.

Dividend Distribution Philosophy

The Company believes in long term value creation for its shareholders while maintaining the desired liquidity and leverage ratios and protecting the interest of all the stakeholders including customers, debtors, suppliers, employees and the Government. Accordingly, the focus will continue to be on sustainable returns in terms of dividend, in consonance with the dynamics of business environment.

Dividend

Dividend represents the profit of the Company, which is distributed to shareholders in proportion to the amount paid-up on shares they hold. Dividend includes Interim Dividend.

Circumstances under which shareholders can expect Dividend

The Board will assess the Company's financial requirements, including its growth opportunities and other pertinent factors for the purpose of considering dividend. The dividend for any financial year shall ordinarily be paid out of the Company profits for that year in terms of the regulatory provisions. If circumstances require, the Board may also declare dividend out of accumulated profits of any previous financial year(s) in accordance with regulatory provisions, as applicable.

Interim and Final Dividend

The Board may declare one or more Interim Dividends and recommend Final Dividend for the approval of the shareholders at the Annual General Meeting.

Financial parameters and other internal and external factors to be considered for declaration of dividend

- Distributable surplus available as per the Companies Act, Listing Regulations and other applicable regulations and directives.
- The Company's liquidity position and future cash flow needs.
- Track record of Dividends distributed by the Company.
- Pay-out ratios of comparable companies.
- Prevailing taxation policy and legal requirements with respect to Dividend distribution
- Capital expenditure requirements.
- Stipulations/ Covenants of loan agreements, if any.
- Macro-economic and business conditions in general.
- Any other relevant factor that the Board may deem fit to consider.

Utilization of retained earnings

Subject to applicable Regulations, the Company's retained earnings may be applied for:

- Organic growth needs including working capital, capital expenditure, repayment of debt, etc.
- Inorganic growth needs such as acquisition of businesses, establishment of joint ventures, etc.
- Buyback of shares subject to applicable limits.
- Payment of Dividend in future years.
- Issue of Bonus shares.
- Any other permissible purpose.

Circumstances under which the shareholders may not expect dividend

In line with the Dividend Distribution Philosophy, there may be certain circumstances under which the shareholders may not expect dividend, including:

- The Company has sufficient avenues to generate significantly higher returns on surplus than what a common shareholder can generate himself.
- In case of utilization of retained earnings as mentioned in this Policy.
- The Company has incurred losses or there is inadequacy of profits.

Modification of the Policy

The Board may modify this policy from time to time at its discretion or in line with any amendment made in the Act or applicable Regulations.

Disclaimer

This document does not solicit investments in the Company's securities, nor is it an assurance of guaranteed returns (in any form), for investments in the Company's shares.



Alhaj Textile Mills Limited

66, Dilkusha C/A (4th Floor), Dhaka-1000

PROXY FORM

I/We.....of
.....being
a member of Alhaj Textile Mills Limited do hereby appoint Mr./Ms.
of.....

as my/our proxy to attend and vote for me/us and on my/our behalf at the 39th Annual General Meeting of the Company to be held on Tuesday, 28 December 2021 at 10:30 a.m. under Digital Platform and at any adjournment thereof.

Name of
Shareholder.....

Name of Proxy.....

No. of Shares
held.....

Signature of
Proxy.....

Folio
No.....

Date.....

Revenue Stamp
Taka 20.00

B.O.A/C. No.

| | | | | | | | | | | | | | | | |
|--|--|--|--|--|--|--|--|--|--|--|--|--|--|--|--|
| | | | | | | | | | | | | | | | |
|--|--|--|--|--|--|--|--|--|--|--|--|--|--|--|--|

Signature of Shareholder.....

Cell.....

Signature Verified

Authorized signatory

Note:

A member entitled to attend and vote at the Annual General Meeting may appoint a proxy to attend and vote in his/her behalf. The Proxy Form, duly stamped must be deposited at the Registered Office of the Company at least 48 hours before the meeting.



A Partial View of the Mills (Alhaj Textile Mills Limited)



ALHAJ TEXTILE MILLS LIMITED

Head Office: 66 Dilkusha C/A, 4th Floor, Dhaka-1000, Bangladesh.

E-mail: info@alhajtextilemills.com, Website: www.alhajtextilemills.com